

Image: David Rankin | Crossing Pink (cropped) | 2005 | Acrylic and charcoal on paper | 56cm x 76cm

---

# SECONDARY

## TEACHING AND LEARNING RESOURCE

Supporting and connecting  
teachers and students  
with art and ideas.

---

### LATEST & GREATEST III

A curated selection of the most  
recent acquisitions in the Sunshine  
Coast Art Collection

Friday 07 February to Sunday 6  
April 2025

## Using this resource

This teaching and learning resource will focus on eleven works from the Latest & Greatest III exhibition. Activities in this resource encourage you to make connections with the Australian Curriculum for Visual Art (version 9.0) and Visual Art Senior Syllabus (2025) by exploring and responding to the artworks and by developing an understanding of art practices and skills. Some activities will also encourage you to create artworks or to consider how they can be presented.

## Latest & Greatest III

Latest & Greatest III is an exhibition of the latest works that have been acquired into the Sunshine Coast art collection over the past two years either by acquisition, gifts or donations. It is the third in the Latest & Greatest series and features a range of works by both local and national artists. The exhibition runs from Friday February 7 until Sunday April 6 at Caloundra Regional Gallery.

## Making connections with the Exhibition

1. A theme is a recurring idea. In this exhibition the works will be grouped in relation to these themes:

- **Human / Human Kind**
- **Water Worlds / Undercurrents**
- **She/Her**
- **Abstract / Subtract**
- **Diversity / Identity**
- **Other Realms | Occupants**
- **Spirit Stories**
- **Artful Purpose**
- **Sites / Structures**
- **Digital Dimensions**


Take a few moments to view all of artworks. Think about any other themes that emerge for you.

2. Media involves the use of techniques, materials, technologies and processes. Can you find examples of each of the following types of media in this exhibition? Tick them as you find them.

- Two-dimensional media. Examples include collage, drawing, painting, photography or printmaking.
  
- Three-dimensional media. Examples include ceramics, fibre art, installation, sculpture or wearable art and body adornment.
  
- Four dimensional or time-based media. Examples include electronic imaging, film and animation, sound art or performance art.


## Activities

### Human / Human Kind

Artwork Image	Artwork Info	Activity
	<p><b>A J Taylor</b>  <i>Mark</i> 2020            Oil on board            90 x 68cm            Gift of the artist through the            Australian Government's            Cultural Gifts Program,            2023            Image: Jon Linkins</p>	<ol style="list-style-type: none"> <li>1. What might have been happening when this artwork was created?</li>   <li>2. Explain your interpretation of the work to a classmate. Did your perspectives on the work differ?</li> </ol>



**Spirit Stories**

Artwork Image	Artwork Info	Activity
	<p><b>Judith Nangala Crispin (Bpangerang)</b>  <i>Jenni, in spirit form</i>  <i>watches the first UFO's</i>  <i>appear above the West</i>  <i>MacDonnell Ranges</i>                  2022</p> <p>Unique Lumachrome glass print and cliché-verrechemigram painting on aluminium. Fox-killed Guinea fowl, sticks, white-out, leaves, sand, crayon, eyeliner and salt on fibre paper - exposed 47 hours in a geodesic dome                  97x140cm</p> <p>Winner, Sunshine Coast Art Prize, 2023 through support of Argon law in partnership with Sunshine Coast Council</p> <p>Image: Courtesy of the Artist</p>	<ol style="list-style-type: none"> <li>1. What are your responses to the artwork? Think about what you feel when you look closely at it.</li>   <li>2. Look carefully at the surface of this artwork. What do you discover about the processes that might have been used to make it?</li> </ol>

**Diversity / Identity**

Artwork Image



Artwork Info

**Gerwyn Davies**  
*Spilt Milk*  
 2017  
 Archival pigment print,  
 ed.1/8  
 90 x 90cm (image)  
 Image: Courtesy of the artist

Activity

Think about the practices artists use when they plan artworks.

1. What might have been some of the stimulus that inspired this artwork?
  
2. How do you think it was then created?
  
3. Describe one example of symbolism in this work.

## Water Worlds / Undercurrents

### Artwork Image



### Artwork Info

**Ben Hedstrom**  
*Creek Reflections I*  
 (Coolum)  
 2023  
 Oil on linen on canvas  
 101x101cm  
 Winner, Local Artist –  
 Local Content art prize,  
 2023 through the support  
 of the Friends of the  
 Gallery in partnership with  
 Sunshine Coast Council  
 Image: Courtesy of the  
 artist

### Activity

1. Annotate or label the image of the painting, explaining how the artwork has been composed.
2. Reflection is a key feature of this work. Draw a reflection of the landscape using the photograph on the following page – turn the page vertically.





## Other Realms | Occupants

### Artwork Image



### Artwork Info

**James and Eleanor Avery**  
*Chorus*  
2024  
Steel frame, powder coated aluminium  
Bells Creek Arterial and Aura Boulevard Pedestrian Overpass, Baringa  
800cm x variable widths  
Commissioned by Stockland in partnership with Sunshine Coast Council, 2024.  
Image: Courtesy of Sunshine Coast Council.


### Activity

1. Is there a relationship between the natural and built environment that is examined in this artwork?
2. What materials have the artists used and why were these selected?
3. Imagine that you are the designers and complete a mock design brief on for this artwork on the following page.

Design Brief- <i>Chorus</i>	
Client:	
Project Summary:	
Location:	
Target audience:	
Considerations related to site / location:	
Concept / idea:	
Materials:	

Other Realms | Occupants

Artwork Image



Artwork Info


**Lyndon Davis**  
**(Kabi Kabi)**  
*Dura Gunga*  
2024  
Laser-cut etched aluminium and automotive paint with hand-painted detail in red  
Sunshine Coast City Hall, Maroochydore.  
400cm x variable widths  
Commissioned by Sunshine Coast Council, 2023.  
Image: Courtesy of Stephen Burton / POMO.

Activity

1. What story might this artwork tell us?
  
2. In what ways is the artwork connected to the place where it is installed?
  
3. What are some questions you would ask the artist to understand the artwork further?



## Sites / Structures

Artwork Image	Artwork Info	Activity
	<p><b>Marguerite de Mosa</b>  <i>Mirror World (Mirror World Installation)</i>            2023-24            Mixed media on marine plywood            54 x 82cm            Acquired through the support of Sunshine Coast Council, 2024.            Image: Courtesy of the artist.</p>	<ol style="list-style-type: none"> <li data-bbox="1167 437 1989 539">1. This artwork could be seen as relating to different lenses or viewpoints. Refer to any evidence from the work that supports this statement.</li> <li data-bbox="1167 922 1899 954">2. Reflect on how this work has been presented or displayed.</li> </ol>

## She / Her

### Artwork Image



### Artwork Info

**Wendy McGrath-Lakeland**  
*Her Native Bleeding Heart #1*  
 2006  
 Inkjet photographic print on aluminium.  
 80 x 60 x 4cm  
 Gift of the artist, 2023.  
 Image: Courtesy of the artist.

### Activity

1. This photograph shows a dress constructed from a native plant (the heart shaped leaves of *Macaranga Tanarius*). What would be some relevant considerations in relation to using this material?
2. The dress is situated in a natural environment. What are some of the things that this work evokes in you?



## Abstract / Subtract

### Artwork Image




### Artwork Info

**David Rankin**  
*Crossings - Pink*  
 2005  
 Acrylic and charcoal on paper.  
 53.5 x 32.5cm (image)  
 Gift of Dr Peter and Christine Bundesen AM, 2024.  
 Image: Vivid photography

### Activity

1. Visual language is a code capable of expressing very complex ideas. Focus on one element or principle evident in *Crossings - Pink* and interpret what it might represent.
2. If this artwork was a piece of music, what might it sound like?

## Artful Purpose

Artwork Image	Artwork Info	Activity
	<p><b>Ted Secombe</b>  <i>Kimono series bottle</i>            2017            Crystal glazed porcelain            with monochromatic            panels            31 x 23cm (diam.)            Gift of the artist, 2023.            Image: Vivid photography</p>	<ol style="list-style-type: none"> <li data-bbox="1167 432 2033 507">1. Is this an example of a functional artwork? Does this work have other qualities that we notice?</li>   <li data-bbox="1167 868 1912 895">2. List three words to best describe the surface of this object.</li> </ol>

## Digital Dimensions

### Artwork Image



### Artwork Info

**Todd Fuller**  
*No use crying over ripped lace*  
 2023  
 Digital video, 2min/43sec, ed.  
 Winner, Sunshine Coast Art Prize, 2023 through support of Argon law in partnership with Sunshine Coast Council  
 Image: Courtesy of the artist and M Contemporary

### Activity

1. In what ways has the artist extended their practice by combining video and drawing processes?
  
2. What might have been the stimulus that inspired this work?
  
3. How has the artist responded to this stimulus?

## **After the exhibition**

Reflect on one artist who could potentially influence your future planning and development. How have they considered ideas, media, techniques and processes?

## The following resources have been used to assist in the development of this kit:

Australian Curriculum and Assessment Authority. (2023). *Australian curriculum support resource, example of knowledge and skills visual arts*. Australian Curriculum Version 9.0. [https://v9.australiancurriculum.edu.au/teacher-resources/learning-areasources/visual\\_arts\\_examples\\_of\\_knowledge\\_and\\_skills.html](https://v9.australiancurriculum.edu.au/teacher-resources/learning-areasources/visual_arts_examples_of_knowledge_and_skills.html)

Australian Curriculum and Assessment Authority. (2023). *Visual Arts 9 -10*. Australian Curriculum Version 9.0. [https://v9.australiancurriculum.edu.au/f-10-curriculum/learningareas/visual-arts/year-10\\_year-9?view=quick&detailed-content](https://v9.australiancurriculum.edu.au/f-10-curriculum/learningareas/visual-arts/year-10_year-9?view=quick&detailed-content)

Queensland Curriculum and Assessment Authority. (2019). *Visual Art General Senior Syllabus 2019*. Queensland Curriculum and Assessment Authority. <https://www.qcaa.qld.edu.au/senior/senior-subjects/the-arts/visualart/syllabus>

Queensland Curriculum and Assessment Authority. (2024). *Visual Art General Senior Syllabus 2025 v1.2*. Queensland Curriculum and Assessment Authority. [https://www.qcaa.qld.edu.au/downloads/seniorqce/syllabuses/snr\\_visual\\_art\\_25\\_syll.pdf](https://www.qcaa.qld.edu.au/downloads/seniorqce/syllabuses/snr_visual_art_25_syll.pdf)

*This education resource was developed for Caloundra Regional Gallery by Jodie and Craig Amos. The Caloundra Regional Gallery Education Program is proudly supported by Friends Regional Gallery Caloundra Inc.*

