

Image: Georges Soler | Pause | 2025 | mixed media on marine plywood | 122 x 90cm (detail)

SECONDARY TEACHING AND LEARNING RESOURCE

Supporting and connecting
teachers and students
with art and ideas.

LOCAL CONTEMPORARY ART PRIZE 2025

Showcasing local artists from the
Sunshine Coast region

Friday 11 April to Sunday 8 June
2025



CALOUNDRA
Regional Gallery



Using this resource

This teaching and learning resource will focus on eleven works from the Latest & Greatest III exhibition. Activities in this resource encourage you to make connections with the Australian Curriculum for Visual Art (version 9.0) and Visual Art Senior Syllabus (2025) by exploring and responding to the artworks and by developing an understanding of art practices and skills. Some activities will also encourage you to create artworks or to consider how they can be presented.


Local Contemporary Art Prize 2025

Now in its eleventh year, this annual art prize includes works by artists living in the Sunshine Coast region. The subsequent exhibition of finalists' works illustrates the variety in contemporary arts practice across the coast. It features two- and three-dimensional artworks using a broad range of media and processes.


Making connections with the Exhibition

1. Take a few minutes to view the works in the exhibition.
2. Select two works that you immediately feel a connection with, whether it be because of the subject or the use of media.
3. Think about your experiences of either being a local or spending time on the Sunshine Coast. Are the works what you expected or do they challenge you in unexpected ways?

Activities

Ways of Looking		
Artwork Image	Artwork Info	Activity
	<p>Lindy Sale <i>Forrest Sounds</i> 2023 Watercolour and gouache on paper 76 x 104cm Image: Courtesy of the artist</p>	<ol style="list-style-type: none"> 1. What is the perspective shown in this work by Lindy Sale? 2. On the next page, sketch your current surroundings from the following points of view: <ul style="list-style-type: none"> • Looking upwards • Looking downwards • Looking very closely.


Reflecting on photographs as portraits

Artwork Image	Artwork Info	Activity
	<p>Raoul Slater <i>To the Max</i> 2022 Wet-plate collodion tintype on aluminium 60x45cm (framed) Image: Courtesy of the artist</p>	<ol style="list-style-type: none"> 1. Portraits can reveal much about the subject. What does this portrait tell you about the subject Max? 2. Think about a time when you might have taken a photographic portrait. Describe some of the steps involved in taking a quality photograph.



Think like an artist

Artwork Image




Artwork Info


Beatrice Prost
Requiem for a Reef
 2024
 Hand carved aluminium
 51 x 75cm
 Image: Courtesy of the
 artist

Activity

Think about the processes artists use when they are planning artworks. Take on the role of the artist and brainstorm some of the ideas that may have initially inspired this work.

Continuous lines and colour schemes

Artwork Image	Artwork Info	Activity
	<p>Darren White <i>Eenie Creek</i> 2024 Acrylic and oil on polycotton canvas 152 x 122cm (framed) Image: Courtesy of the artist.</p>	<ol style="list-style-type: none"> 1. Darren White uses continuous, overlapping lines in parts of this work. Without lifting your pencil from the paper, draw a creek and its surroundings using one continuous line on the following page. 2. Focus on the colours that have been used in this artwork. What interesting words can you use to describe each colour in Darren White's painting? <p>Some examples are provided below.</p> <ul style="list-style-type: none"> • warm red-brown • eucalyptus green



Beautiful beach shacks

Artwork Image




Artwork Info


Zoe Willey
 1960 - 2024 (*Beach House*
 No. 7)
 2025
 Oil on birch panel
 Image: Courtesy of the
 artist.

Activity

1. What are your own feelings about development and progress on the Sunshine Coast? Discuss your responses with a classmate.
2. Does this artwork challenge or support your own feelings about development?
3. Have you ever seen a beach shack? On the following page, design your dream beach shack.




Examining art as a lens or viewpoint

Artwork Image	Artwork Info	Activity
	<p>Erin Conron <i>Parallax Series, Sphere #1</i> 2024 Blown and kiln fired glass with applied enamel 22 x 22 x 22cm Image: Courtesy of the artist.</p>	<ol style="list-style-type: none">1. On the following page, draw two different ways of looking at the sphere.2. Respond to the following statement: “Erin Conron’s work encourages us to think about different lenses or perspectives.”


--	--

Reflecting on ways of presenting

Artwork Image	Artwork Info	Activity
	<p>Nicole Voevodin-Cash <i>Presence</i> 2024 Polyethylene, nylon, tulle, netting, organza, recycled mesh and cotton 25 x 50 x 20cm (installed) Image: Courtesy of the artist</p>	<ol style="list-style-type: none"> 1. List three words you would use to describe this work. 2. How else could these forms be displayed or presented in a gallery?

Digital Dimensions

Artwork Image



Elisabeth Lawrence

*Views from my window -
the Maleny Story*

2025

Copper etching, aquatint,
and spit-biting - edition
1/20

76 x 118cm (framed)

Image: Courtesy of the
artist


Activity

1. What is the view from a window in your home? Describe or draw it here.

2. In dot points, compare the differences and similarities between your drawing and the etching by Elisabeth Lawrence.

3. List three interesting details in the artwork.

Nine sketches of Coolum

Artwork Image	Artwork Info	Activity
	<p>Luke Deacon <i>Weathered poem of the Coolum Bays</i> 2025 Acrylic and mixed media on canvas 92 x 154cm (15 panel work) Image: Courtesy of the artist</p>	<ol style="list-style-type: none"> 1. In the grid below, look at the photographs provided in Appendix A and capture your impressions of the Coolum coastline with nine thirty-second drawings. <p>Tip: You might choose to focus on part of the photograph and key shapes and lines only in the time provided.</p>

SECONDARY TEACHING AND LEARNING RESOURCE

CALOUNDRA
Regional Gallery

Making connections and mark making

Artwork Image




Artwork Info

Sascha Tillsley
Guardians
 2025
 Pigment liner on paper
 94.5 x 77.5cm
 Image: Courtesy of the
 artist

Activity

1. Have you previously made or seen artworks that relate to experiences in nature? Describe them.
2. Focus on one small part of the work and draw some of the repeated lines or marks that you see in the space below.

Decoding artworks

Artwork Image	Artwork Info	Activity
	<p>Viki Murray <i>Off to Tea Tree Bay</i> 2024 Aerosol and mixed media on reclaimed signage 60 x 50cm Image: Courtesy of the artist</p>	<ol style="list-style-type: none"> 1. Choose one visual convention that you can see in this artwork. Comment on how this convention has been used to make meaning. 2. Select what you believe are three parts of the work that are symbolic and explain your interpretation.

After the exhibition

Reflect on one artist who could potentially influence your future planning and development. How have they considered ideas, media, techniques and processes?

The following resources have been used to assist in the development of this kit:

Australian Curriculum and Assessment Authority.
(2023). *Australian curriculum support resource, example of knowledge and skills visual arts*. Australian Curriculum Version 9.0.

https://v9.australiancurriculum.edu.au/teacher-resources/learning-arearesources/visual_arts_examples_of_knowledge_and_skills.html

Australian Curriculum and Assessment Authority. (2023). *Visual Arts 9 -10*. Australian Curriculum Version 9.0.

https://v9.australiancurriculum.edu.au/f-10-curriculum/learningareas/visual-arts/year-10_year-9?view=quick&detailed-content

Queensland Curriculum and Assessment Authority.
(2019). *Visual Art General Senior*

Syllabus 2019. Queensland Curriculum and Assessment Authority.
<https://www.qcaa.qld.edu.au/senior/senior-subjects/the-arts/visualart/syllabus>

Queensland Curriculum and Assessment Authority.
(2024). *Visual Art General Senior Syllabus 2025 v1.2*.

Queensland Curriculum and Assessment Authority.
https://www.qcaa.qld.edu.au/downloads/seniorqce/syllabuses/snr_visual_art_25_syll.pdf

This education resource was developed for Caloundra Regional Gallery by Jodie and Craig Amos. The Caloundra Regional Gallery Education Program is proudly supported by Friends Regional Gallery Caloundra Inc.



CALOUNDRA
Regional Gallery

