



Image: Gerwyn Davies | Spilt Milk | 2017 | Archival pigment print, ed. 1/8 | 90cm x 90cm

# PRIMARY TEACHING AND LEARNING RESOURCE

Supporting and connecting  
teachers and students  
with art and ideas.

## LATEST & GREATEST III

A curated selection of the most  
recent acquisitions in the Sunshine  
Coast Art Collection

Friday 07 February to Sunday 6  
April 2025

## Using this resource

This teaching and learning resource will focus on ten works from the Latest & Greatest III exhibition. Activities in this resource encourage you to make connections with the Australian Curriculum for Visual Art (version 9.0) by exploring and responding to the artworks and by developing an understanding of relevant practices and skills. Some activities will also require you to create and make artworks or to consider how artworks can be presented.

The following process may be effective:

1. Look closely at each artwork. Think about the connections that you can make with it.
2. Look at the artist, title, year the work was made, and media.
3. Think about the art making processes (how the art materials were used).
4. Consider how the work is presented or displayed.
5. Attempt the activities provided.

## Latest & Greatest III

Latest & Greatest III is an exhibition of the latest works that have been acquired into the Sunshine Coast art collection over the past two years either by acquisition, gifts or donations. It is the third in the Latest & Greatest series and features a range of works by both local and national artists. The exhibition runs from Friday February 7 until Sunday April 6 at Caloundra Regional Gallery.

## Making connections with the Exhibition

1. A theme is a recurring idea. In this exhibition the works will be grouped in relation to these themes:


- **Human / Human Kind**
- **Water Worlds / Undercurrents**
- **She / Her**
- **Abstract / Subtract**
- **Diversity / Identity**
- **Other Realms | Occupants**
- **Spirit Stories**
- **Artful Purpose**
- **Sites / Structures**
- **Digital Dimensions**

Take a few moments to view all of the artworks. Think about any other themes that emerge for you.

2. Media involves the use of techniques, materials, technologies and processes. Can you find examples of each of the following types of media in this exhibition? Tick them as you find them.

- Two-dimensional media. Examples include collage, drawing, painting, photography or printmaking.
  
- Three-dimensional media. Examples include ceramics, fibre art, installation, sculpture or wearable art and body adornment.
  
- Four dimensional or time-based media. Examples include electronic imaging, film and animation, sound art or performance art.

## Activities

Human / Humankind		
Artwork Image	Artwork Info	Activity
	<p><b>A J Taylor</b>  <i>Mark 2020</i>                      Oil on board                      90 x 68cm                      Gift of the artist through the Australian Government's Cultural Gifts Program, 2023                      Image: Jon Linkins</p>	<ol style="list-style-type: none"> <li>1. Identify what might have been happening when this artwork was created.</li>   <li>1. Close your eyes and describe the artwork from memory to a classmate.</li>   <li>2. How accurate were you? List other parts that you notice when you view it a second time.</li> </ol>

## Spirit Stories

## Artwork Image



## Artwork Info

**Judith Nangala Crispin  
(Bpangerang)**

*Jenni, in spirit form  
watches the first UFO's  
appear above the West  
MacDonnell Ranges  
2022*

Unique Lumachrome glass  
print and cliché-  
verrechemigram painting  
on aluminium. Fox-killed  
Guinea fowl, sticks, white-  
out, leaves, sand, crayon,  
eyeliner and salt on fibre  
paper - exposed 47 hours  
in a geodesic dome  
97x140cm

Winner, Sunshine Coast  
Art Prize, 2023 through  
support of Argon law in  
partnership with Sunshine  
Coast Council

Image: Courtesy of the  
Artist

## Activity

1. What are your responses to the artwork? Think about what you feel when you look closely at it.
2. Look carefully at the surface of this artwork. What do you discover about the processes that might have been used to make it?





## Water Worlds / Undercurrents

### Artwork Image



### Artwork Info

**Ben Hedstrom**  
*Creek Reflections I*  
 (Coolum)  
 2023  
 Oil on linen canvas  
 101x101cm  
 Winner, Local Artist –  
 Local Content art prize,  
 2023 through the support  
 of the Friends of the  
 Gallery in partnership with  
 Sunshine Coast Council  
 Image: Courtesy of the  
 artist

### Activity

1. Describe how the parts of this artwork have been arranged to make a composition.
  
2. A reflection is an inverted (upside down) mirror image of something. Draw a reflection using the photograph provided on the following page – turn the page upright.

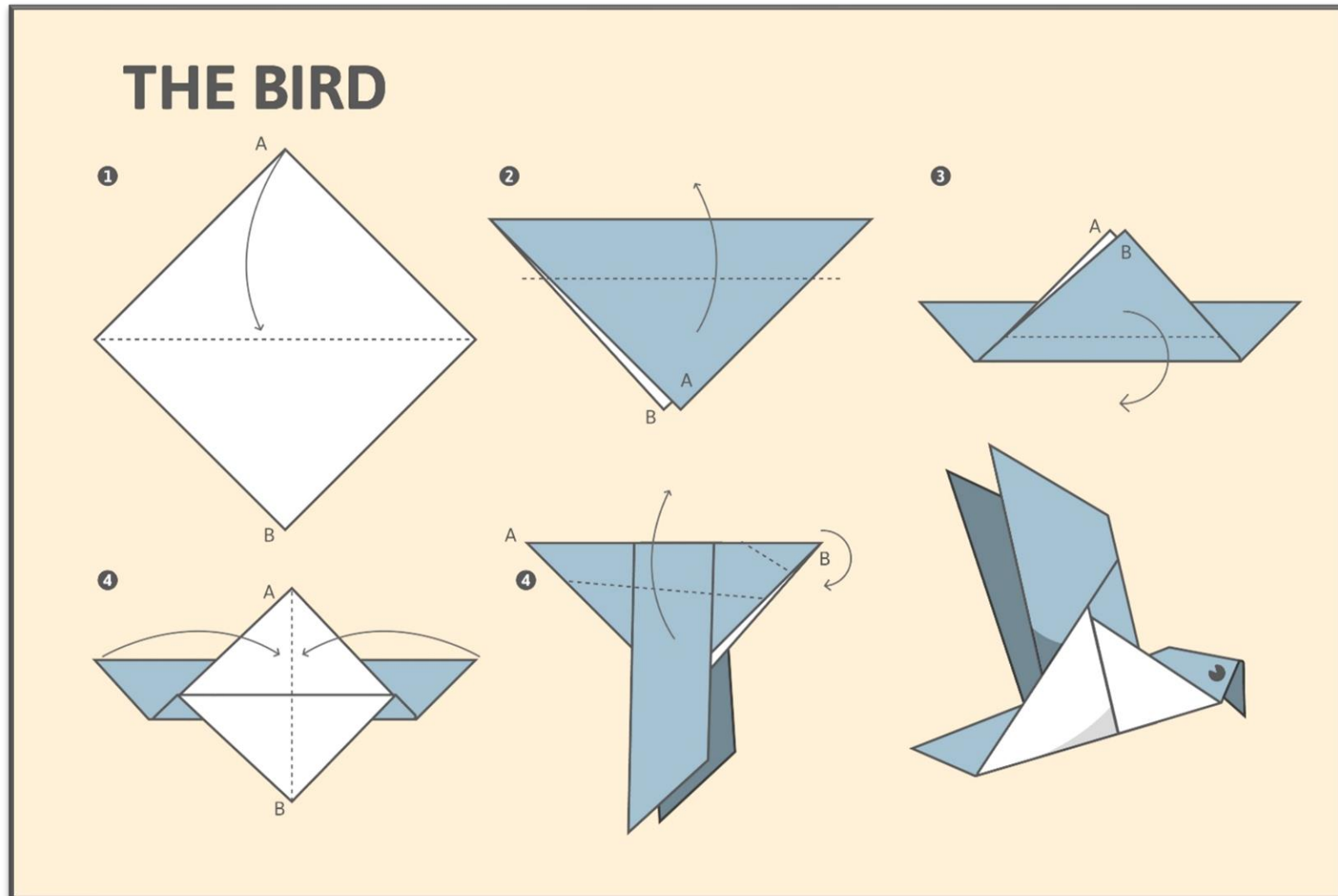


# PRIMARY TEACHING AND LEARNING RESOURCE

CALOUNDRA  
Regional Gallery








Design Brief- <i>Chorus</i>	
Location (see the information provided above):	
Considerations related to location:	
Target audience (who will see it?):	
Materials or media:	
Idea (what do the artists want to achieve?):	



Other Realms | Occupants

Artwork Image




Artwork Info

**Lyndon Davis**  
**(Kabi Kabi)**  
*Dura Gunga*  
2024  
Laser-cut etched aluminium and automotive paint with hand-painted detail in red  
Sunshine Coast City Hall, Maroochydore.  
400cm x variable widths  
Commissioned by Sunshine Coast Council, 2023.  
Image: Courtesy of Stephen Burton / POMO.

Activity

1. What do you think the artwork might tell us?
  
2. What are some questions that you would like to ask the artist to understand the artwork further?

## Sites / Structures

Artwork Image	Artwork Info	Activity
	<p><b>Marguerite de Mosa</b>  <i>Mirror World (Mirror World Installation)</i>            2023-24            Mixed media on marine plywood            54 x 82cm            Acquired through the support of Sunshine Coast Council, 2024.            Image: Courtesy of the artist.</p>	<ol style="list-style-type: none"> <li>1. How has this work been presented or displayed?</li> <li>2. How is this approach similar or different to other types of artworks that you have seen before?</li> <li>3. What is mixed media?</li> </ol>



She / Her

Artwork Image



Artwork Info

**Wendy McGrath-Lakeland**  
*Her Native Bleeding Heart #1*  
 2006  
 Inkjet photographic print on aluminium.  
 80 x 60 x 4cm  
 Gift of the artist, 2023.  
 Image: Courtesy of the artist.

Activity

1. This photograph shows a dress constructed from a native plant (the heart shaped leaves of *Macaranga Tanarius*). Imagine that you were making a dress using this material. What would be some of the things you would need to think about?
  
2. The dress is situated in a natural environment. How does displaying the work this way change how we see it?

**Abstract / Subtract**

Artwork Image



Artwork Info

**David Rankin**  
*Crossings - Pink*  
 2005  
 Acrylic and charcoal on paper.  
 53.5 x 32.5cm (image)  
 Gift of Dr Peter and Christine Bundesen AM, 2024.  
 Image: Vivid photography

Activity

1. Think about everything that a straight line can represent.
  
2. If this artwork was a piece of music, what might it sound like?

Artful Purpose

Artwork Image



Artwork Info

**Ted Secombe**  
*Kimono series bottle*  
 2017  
 Crystal glazed porcelain  
 with monochromatic  
 panels  
 31 x 23cm (diam.)  
 Gift of the artist, 2023.  
 Image: Vivid photography

Activity

1. Is this an example of a functional artwork? Explain your answer.
  
2. Does the work have other qualities that we may notice?
  
3. List three words to best describe the surface of this object.

## **After the exhibition**

Choose one artwork as your focus and reflect on:

- The main idea that the artist has communicated
- Use of visual conventions
- Use of materials and processes

**The following resources have been used to assist in the development of this kit:**

Australian Curriculum and Assessment Authority.  
(2023). *Visual arts – Year 4, 5, 6*. Australian Curriculum  
Version 9.0.

[https://v9.australiancurriculum.edu.au/f-10-curriculum/learning-areas/visual-arts/year-4\\_year-6\\_year-5?view=quick&detailed-content-descriptions=0&hide-ccp=0&hide-gc=0&side-by-side=1&strands-start-index=0&subjects-start-index=0](https://v9.australiancurriculum.edu.au/f-10-curriculum/learning-areas/visual-arts/year-4_year-6_year-5?view=quick&detailed-content-descriptions=0&hide-ccp=0&hide-gc=0&side-by-side=1&strands-start-index=0&subjects-start-index=0)

Australian Curriculum and Assessment Authority.  
(2023). *Australian curriculum support resource, example of knowledge and skills visual arts*. Australian Curriculum  
Version 9.0.

[https://v9.australiancurriculum.edu.au/teacher-resources/learning-area-resources/visual\\_arts\\_examples\\_of\\_knowledge\\_and\\_skills.html](https://v9.australiancurriculum.edu.au/teacher-resources/learning-area-resources/visual_arts_examples_of_knowledge_and_skills.html)

*This education resource was developed for Caloundra Regional Gallery by Jodie and Craig Amos. The Caloundra Regional Gallery Education Program is proudly supported by Friends Regional Gallery Caloundra Inc.*

