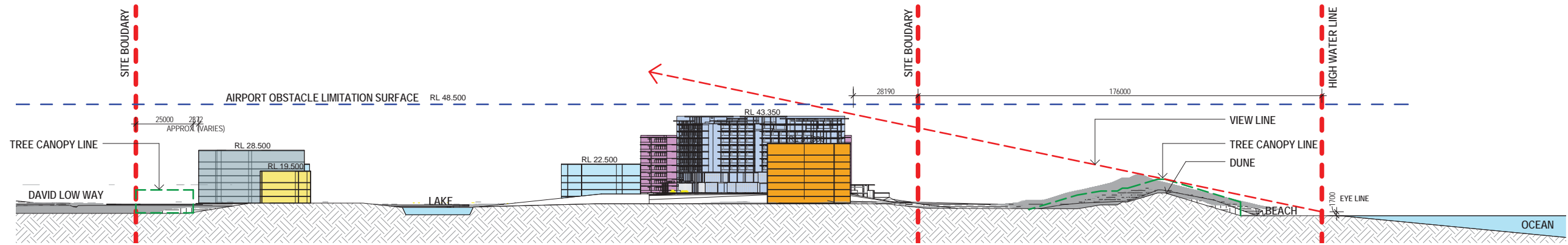


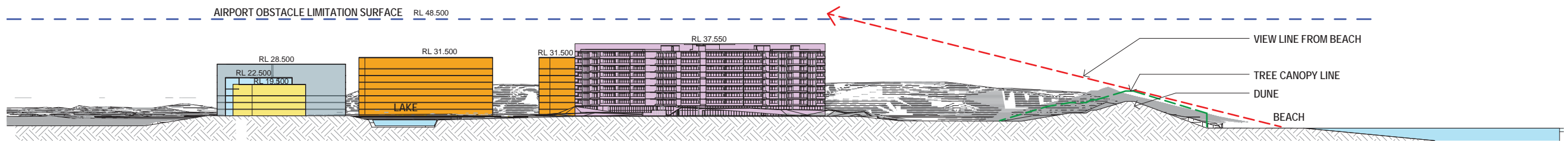
---

**ATTACHMENT 4**  
**SITE SECTIONS**  
**HASSELL**

**This page has been intentionally left blank**



1 Section 1  
SK001 1:1000



2 Section 2  
SK001 1:1000

GROUND LEVEL R.L. = 5.5m

- 4 STOREYS = 14m ABOVE GROUND LEVEL
- 5 STOREYS = 17m ABOVE GROUND LEVEL
- 7 STOREYS = 23m ABOVE GROUND LEVEL
- 8 STOREYS = 26m ABOVE GROUND LEVEL
- 10 STOREYS = 32.05m ABOVE GROUND LEVEL
- HOTEL - 10 STOREYS = 38.5m ABOVE GROUND LEVEL

Revision

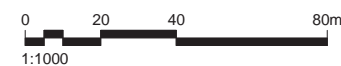
Date

Scale  
As indicated @ A1

Client  
SEKISUI HOUSE

Project Name  
COOLUM BEACHSIDE

Drawing  
SK110  
SITE SECTIONS



**This page has been intentionally left blank**