



Image: Darren White | Eenie Creek | 2024 | acrylic and oil on polycotton canvas | 152 x 122cm (detail)

PRIMARY TEACHING AND LEARNING RESOURCE

Supporting and connecting
teachers and students
with art and ideas.

LOCAL CONTEMPORARY ART PRIZE 2025

Showcasing local artists from the
Sunshine Coast region

Friday 11 April to Sunday 8 June
2025



CALOUNDRA
Regional Gallery



Using this resource

This teaching and learning resource will focus on eleven works from the Local Contemporary Art Prize 2025 exhibition. Activities in this resource encourage you to make connections with the Australian Curriculum for Visual Art (version 9.0) by exploring and responding to the artworks and by developing an understanding of relevant practices and skills. Some activities will also require you to create and make artworks or to consider how artworks can be presented.

The following process may be effective:

1. Look closely at each artwork. Think about the connections that you can make with it.
2. Look at the artist, title, year the work was made, and media.
3. Think about the art making processes (how the art materials were used).
4. Consider how the work is presented or displayed.
5. Attempt the activities provided.

Local Contemporary Art Prize 2025

Now in its eleventh year, this annual art prize includes works by artists living on the Sunshine Coast. The subsequent exhibition of finalists' works demonstrates the variety of contemporary arts practice across the region. It includes two- and three-dimensional artworks using a range of different media and processes.


Making connections with the Exhibition

1. Are there any places in the exhibition that seem familiar to you? List them here.

2. What kind of images come to mind when you think about your own experiences of being on the Sunshine Coast?
Sketch some of these in the space provided below. A theme is a recurring idea. In this exhibition the works will be grouped in relation to these themes:

Activities

Looking up, looking down, looking closely

Artwork Image and statement	Artwork Info	Activity
	<p>Lindy Sale <i>Forest Sounds</i> 2023 Watercolour and gouache on paper 76 x 104cm Image: Courtesy of the artist</p>	<ol style="list-style-type: none"> 1. Perspective is the artist's point of view when creating the artwork. What is the perspective that is shown in this work by Lindy Sale? 2. Sketch your current surroundings on the next page from the following points of view: <ul style="list-style-type: none"> • Looking upwards • Looking downwards • Looking very closely


PRIMARY TEACHING AND LEARNING RESOURCE

CALOUNDRA
Regional Gallery



Reflecting on photographs as portraits

Artwork Image



Artwork Info

Raoul Slater
To the Max
 2024
 Wet-plate collodion tintype
 on aluminium
 60 x 45cm (framed)
 Image: Courtesy of the
 artist


Activity

1. Portraits can reveal much about the subject. What does this portrait suggest to you about the subject, Max?

2. This work is a photograph. Think about a time when you might have taken a photograph of another person. Describe some of the steps involved in taking a quality photograph.

Thinking like an artist

Artwork Image



Artwork Info


Beatrice Prost
Requiem for a Reef
2024
Hand carved aluminium
51 x 75cm
Image: Courtesy of the
artist

Activity

1. Think about the processes artists use when they are planning artworks. Imagine that you are the artist and record some of the ideas that might have inspired this work.

Continuous lines and colour schemes

Artwork Image




Artwork Info

Darren White
Eenie Creek
2024
Acrylic and oil on
polycotton canvas
152 x 122cm (framed)
Image: Courtesy of the
artist.

Activity

1. Darren White uses continuous, overlapping lines in parts of this work. Without lifting your pencil from the paper, draw a creek and its surroundings using one continuous line on the following page.

2. Focus on the colours that have been used in this artwork. What interesting words can you use to describe each colour in Darren White's painting?
 - Some examples are provided below.
 - warm red-brown
 - eucalyptus green



Beautiful beach shacks

Artwork Image



Artwork Info

Zoe Willey
 1960 - 2024 (*Beach House*
 No. 7)
 2025
 Oil on birch panel
 Image: Courtesy of the
 artist.


Activity

1. What is a beach shack?

2. Think about if you might have ever seen a beach shack. On the following page, sketch either:
 - A beach shack you have seen from memory
 - Your own imagined beach shack.




Drawing different viewpoints

Artwork Image	Artwork Info	Activity
	<p>Erin Conron <i>Parallax Series, Sphere #1</i> 2024 Blown and kiln fired glass with applied enamel 22 x 22 x 22cm Image: Courtesy of the artist.</p>	<ol style="list-style-type: none"> 1. Erin Conron’s work encourages us to think about how we can see something in many different ways. 2. As an example of this, on the following page, draw one sphere and the shapes and lines that you first see. 3. Next focus on the sphere until different shapes, lines and patterns appear, drawing what you see a second time. 4. Compare the two drawings.

PRIMARY TEACHING AND LEARNING RESOURCE

CALOUNDRA
Regional Gallery



Reflecting on presentation and display

Artwork Image



Artwork Info


Nicole Voevodin-Cash
Presence
2024
Polyethylene, nylon, tulle,
netting, organza, recycled
mesh and cotton
25 x 50 x 20cm (installed)
Image: Courtesy of the
artist

Activity

1. What are three words you would use to describe this work?
2. How else could these forms be displayed or presented in a gallery?

Drawing my own view

Artwork Image



Artwork Info

Elisabeth Lawrence

*Views from my window -
the Maleny Story*

2025

Copper etching, aquatint,
and spit-biting - edition
1/20

76 x 118cm (framed)

Image: Courtesy of the
artist

Activity

1. What is the view from a window in your home? Draw it here.

2. Describe the similarities and differences between your drawing and the etching by Elisabeth Lawrence.

3. Locate the following in the artwork:

- A snake
- A frog
- High rise buildings

Six thirty-second drawings of Coolum

Artwork Image



Artwork Info

Luke Deacon
*Weathered poem of the
 Coolum Bays*
 2025
 Acrylic and mixed media
 on canvas
 92 x 154cm (15 panel
 work)
 Image: Courtesy of the
 artist

Activity

In the grid on the next page, look at the photographs provided in **Appendix A** and capture your impressions of the Coolum coastline with six thirty-second drawings.

Tip: You might choose to focus on a small part of the photograph only.

Focusing on materials

Artwork Image



Artwork Info

Louise Gregg
Money Matrix
 2024
 Mixed media
 84 x 84cm
 Image: Courtesy of the
 artist

Activity

1. What types of interesting materials have been used to make this work?

2. How have these materials been used? Try to use words that accurately describe the artist's processes in your response.

Making connections and mark making

Artwork Image



Artwork Info

Sascha Tillsley
Guardians
 2025
 Pigment liner on paper
 94.5 x 77.5cm
 Image: Courtesy of the
 artist

Activity

1. Have you ever seen or visited a rainforest? What are some of the things that you noticed?
2. Focus on one small part of the work and draw some of the repeated lines or marks that you see in the space below.

After the exhibition

Choose one artwork as your focus and reflect on:

- The main idea that the artist has communicated
- Use of visual conventions
- Use of materials and processes

The following resources have been used to assist in the development of this kit:

Australian Curriculum and Assessment Authority.
(2023). *Visual arts – Year 4, 5, 6*. Australian Curriculum
Version 9.0.

https://v9.australiancurriculum.edu.au/f-10-curriculum/learning-areas/visual-arts/year-4_year-6_year-5?view=quick&detailed-content-descriptions=0&hide-ccp=0&hide-gc=0&side-by-side=1&strands-start-index=0&subjects-start-index=0

Australian Curriculum and Assessment Authority.
(2023). *Australian curriculum support resource, example of knowledge and skills visual arts*. Australian Curriculum
Version 9.0.

<https://v9.australiancurriculum.edu.au/teacher-resources/learning-area-resources/visual-arts-examples-of-knowledge-and-skills.html>

This education resource was developed for Caloundra Regional Gallery by Jodie and Craig Amos. The Caloundra Regional Gallery Education Program is proudly supported by Friends Regional Gallery Caloundra Inc.

