
ATTACHMENT 6
SHADOW ANALYSIS
HASSELL

This page has been intentionally left blank



1 SHADOW DIAGRAM - DECEMBER 9am
1:2500



2 SHADOW DIAGRAM - DECEMBER 12pm
1:2500



3 SHADOW DIAGRAM - DECEMBER 3pm
1:2500

Revision

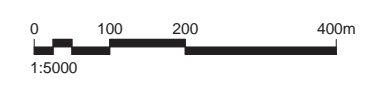
Date

Scale
1 : 2500 @ A1

Client
SEKISUI HOUSE

Project Name
COOLUM BEACHSIDE

Drawing
SK106
SHADOW DIAGRAMS -
DECEMBER





1 SHADOW DIAGRAM - MARCH 9am
1:2500



2 SHADOW DIAGRAM - MARCH 12pm
1:2500



3 SHADOW DIAGRAM - MARCH 3pm
1:2500

Revision

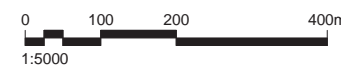
Date

Scale
1 : 2500 @ A1

Client
SEKISUI HOUSE

Project Name
COOLUM BEACHSIDE

Drawing
SK107
SHADOW DIAGRAMS - MARCH





1 SHADOW DIAGRAM - JUNE 9am
1:2500



2 SHADOW DIAGRAM - JUNE 12pm
1:2500



3 SHADOW DIAGRAM - JUNE 3pm
1:2500

Revision

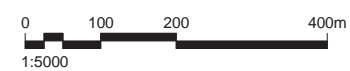
Date

Scale
1 : 2500 @ A1

Client
SEKISUI HOUSE

Project Name
COOLUM BEACHSIDE

Drawing
SK108
SHADOW DIAGRAMS - JUNE





1 SHADOW DIAGRAM - SEPTEMBER 9am
1 : 2500



2 SHADOW DIAGRAM - SEPTEMBER 12pm
1 : 2500



3 SHADOW DIAGRAM - SEPTEMBER 3pm
1 : 2500

Revision

Date

Scale
1 : 2500 @ A1

Client
SEKISUI HOUSE

Project Name
COOLUM BEACHSIDE

Drawing
SK109
SHADOW DIAGRAMS -
SEPTEMBER

