

ACTIVITY HUB PLAN



- 1 Tall play structure
- 2 Shelter & BBQ
- 3 Nature-play equipment linking to Palm Grove
- 4 Shade trees & benches with views of Mount Tibrogargan
- 5 Visitor parking, approximately 12 spaces
- 6 Toilet facilities
- 7 Community garden
- 8 Skate park - subject to future investigations and planning



PLAY PARK

A PLAY DESTINATION

A tall, eye-catching signature piece of play equipment will help to establish Glass House District Park as a great destination for play.

Nature Play will span between stands of existing vegetation, including Palm Grove. Where required, boardwalk systems will be used to protect tree roots.

The play park will cater for a broad age range, and will challenge the abilities of users to promote health, well being, exercise and joy.



PLANT SPECIES & MATERIALS PALETTE

PLANT PALETTE

TREES

<i>Angophora leiocarpa</i>	Smooth Bark Apple
<i>Banksia aemula</i>	Wallum Banksia
<i>Casuarina glauca</i> ,	She-oak
<i>Corymbia citriodora</i>	Lemon Scented Gum
<i>Corymbia intermedia</i>	Pink Bloodwood
<i>Elaeocarpus obovatus</i>	Hard Quandong
<i>Endiandra sieberi</i>	Corkwood
<i>Eucalyptus bancroftii</i>	Orange Gum
<i>Eucalyptus latisinensis</i>	Bastard Stringybark
<i>Eucalyptus microcorys</i>	Tallowwood
<i>Eucalyptus pilularis</i> ,	Blackbutt
<i>Eucalyptus racemosa</i>	Scribbly Gum
<i>Eucalyptus robusta</i>	Swamp Mahogany
<i>Eucalyptus tereticornis</i>	Forest Red Gum / Blue Gum
<i>Livistona australis</i>	Cabbage Palm
<i>Leptospermum Luehmannii</i>	Ngungun May Bush
<i>Lophostemon suaveolens</i>	Swamp Box
<i>Melaleuca quinquenervia</i>	Broad-Leaved Paperbark
<i>Melaleuca salicina</i>	Willow Bottlebrush
<i>Syncarpia glomulifera</i>	Turpentine

SHRUBS & GRASSES

<i>Banksia robur</i>	Swamp Banksia
<i>Baumea articulata</i>	Jointed Twig-rush
<i>Baumea rubiginosa</i>	Flat Leaf Twig Rush
<i>Blechnum indicum</i>	Swamp Water Fern
<i>Gahnia sieberiana</i>	Red-fruit saw-sedge
<i>Lepironia articulata</i>	Grey Rush
<i>Xanthorrhoea johnsonii</i>	Grass Tree

PROPOSED PLANT SPECIES

We recommend using species representative of the Regional Ecosystem such as *Corymbia citriodora*, *Melaleuca quinquenervia*, *Eucalyptus racemosa*, *Banksia aemula*, *Banksia robur*, *Xanthorrhoea johnsonii* and *Baumea articulata*.

Fruits and vegetables that are grown with locally with great success are proposed for the community garden.





We propose to retain Palm Grove as a shaded area suited to play, while at the same time implementing the legacy tree strategy through planting endemic tree species, which given the chance to develop over the next 50 years will add majesty to the park, for future generations to enjoy.

PARK FURNITURE

The furniture palette will be derived from the Sunshine Coast Council Landscape Infrastructure Manual with metal finishes used in preference to timber, to provide for longer-term durability. The furniture selected from the Landscape Infrastructure Manual has been chosen for its similarity to the furniture used at the Glass House Mountains Information Centre. This will help to bolster a consistency of style, which has proven to be functional, practical and robust.



FUNDING PLAN

-  Extent of landscape concept plan
-  Existing dedicated pathway of varying width, consider upgrading to 2m wide in future
-  Existing path to be retained
-  Proposed pathway link pending agreement

The Landscape Plan is to be delivered through a staged process of priority works subject to council's budget approval process. Following are proposed projects to be considered in future capital works budget planning for the park:

PATHWAY NETWORK, SHELTER & PLAYGROUND

- 1** Works include: construction of new paths, shelter, BBQ, table and seats, bins, tap, playground elements and softscaping

PATHWAY NETWORKS & PLAYGROUND

- 2** Works include: construction of additional playground elements, new paths, dog off leash area, tap, bins, seats and softscaping

PATHWAY NETWORKS, PLAYGROUND, CAR PARKING AND AMENITIES BUILDING

- 3** Works include: construction of additional playground elements, new paths, amenities building, bins, seats, car park and softscaping

TRAIL NETWORK AND SKATE PARK

- 4** Works include: construction of new trail pathway including boardwalks, seats, skate park and softscaping

PATHWAY NETWORKS UPGRADE AND TRAIL NETWORK

- 5** Works include: upgrade of existing pathways, construction of new trail pathway including boardwalks, lighting to pathways and softscaping

All revegetation works and works within the lake bank area are to be completed in consultation with SCC Environmental Operations Branch.



APPENDIX A

COMMUNITY CONSULTATION

In May 2015 a project news was distributed to the property owners, community groups/organisations, schools, and sporting clubs of Glass House township (approximately 1,800) requesting input into the planning for the park, and requesting feedback on the draft landscape plan. The engagement process prompted discussion on what residents valued about the draft plan, concerns surrounding the draft plan, and what potential upgrades they believed to be appropriate. In conjunction with the project news, on 6 June 2015, council held a community consultation meeting in the park for community members to provide their input and feedback.

Eighteen responses including additional letters were received and collated in response to the project news and approximately twenty residents attended the community meeting.

Summary of the feedback received from the community includes:

- Provide signage and promotion/activation of the park
- Community garden was not required, however an inclusion for indigenous bush foods and fruits was suggested
- Proposed pathway network within draft plan was well received
- Inclusion of community revegetation planting program
- Provide playground for all age groups
- Provide dog off leash park
- Provide skate park
- Adjacent lot owners requested rear lot access be retained
- Increase of parking and barriers to minimise vehicle access into park

Comments from Draft Landscape Plan issued with Project News (summarised into common items)	Mail Out Responses/Comments (Qty)		Community Meeting Responses/Comments (Qty)		Incorporated into landscape pan	For further investigation and planning
	Yes	No	Yes	No		
Inclusion of Signage / Promotion	4	0	1	0		
Inclusion of Displays/Interpretive Signage	4	0	2	0		
Inclusion of Community Garden	0	6	50%	50%		
Incorporating Indigenous bush tucker planting & learning experience	4	0	3	0		
Future involvement for GMAN - Community Planting	3	0	0	0		
Inclusion of lighting to pathways and feature	1	0	2	0		
Inclusion of Park Art and Sculptures	1	0	1	0		
Future involvement renaming Park other than Glass House District Park (Naming competition)	1	0	0	0		
Include of mini botanical garden	1	0	0	0		
Understanding and incorporation of bio retention/water quality	1	0	1	0		
Management of mosquito issue near proposed playground	1	0	0	0		
Inclusion of playground for all ages (babies - teenagers)	2	0	Several	0		
Inclusion for Dog Park	5	1	Several	0		
Inclusion of Skate Park	4	2	Several	1		
Train carriage chassis as Art	0	1	0	0		
Train carriage chassis as Bridge	4	0	1	0		
Drainage and flooding issues	4	0	2	0		
Existing causeway to be widened	1	0	0	0		
Inclusion of Pathway Network (as per draft plan)	3	0	Several	0		
Increase of maintenance	2	0	3	0		
Inclusion to retain rear lot access	2	0	0	0		
Future inclusion for fauna boxes	1	0	0	0		
Management of Trail Bike access	2	0	2	0		
Inclusion of parking & barriers	3	0	1	0		
Retention of palm trees (no. 8 as per draft plan)	0	0	1	0		
Inclusion of BBQ & Shelter	1	0	1	0		
Inclusion Open Turf Areas (kick & throw)	1	0	2	0		
Maintain views to mountains	1	0	0	0		
Inclusion for seating to lake or boardwalk	2	0	Several	0		
Inclusion for dog management from adjoining lots	0	0	Several			
No requirement for exercise equipment	2	0	0	0		
Future involvement of community ownership (Arts, festivals etc)	0	0	1	0		
Inclusion of buffer for adjoining lots	1	0	1	0		