

Sunshine Coast
Council

FINANCIAL PERFORMANCE REPORT



February 2012



Contents

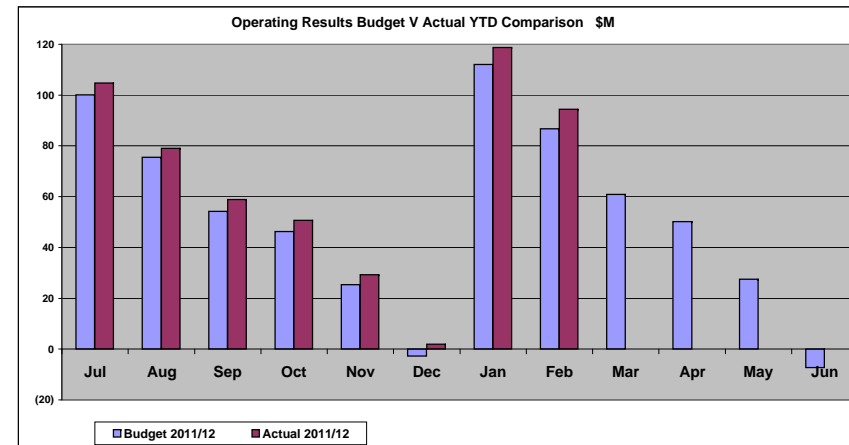
Table of Contents	
Summary Operating Statement	3
Operating Revenue	4
Operating Expenses	5
Summary Capital Statement	6
Capital Expenditure by Program	7
Capital Expenditure - Expenditure Variations of +\$50k	8
Operating Budget Adjustments	9
Capital budget Adjustments	11

Summary Operating Statement

29 February 2012

SUMMARY OPERATING STATEMENT						
For the Period Ending 29 February 2012						
Annual Original Budget \$000s	Annual Current Budget \$000s	YTD Current Budget \$000s	YTD Actuals \$000s	Variance \$000s	Variance %	

Operating Revenue	418,968	416,590	355,573	357,663	2,090	0.6%
Operating Expenses	335,519	342,734	214,730	209,094	(5,635)	(2.6%)
Interest Expense	12,495	12,495	8,420	8,423	(3)	0.0%
Depreciation	68,620	68,620	45,747	45,747	(0)	0.0%
Operating Surplus/(Deficit)	2,334	(7,260)	86,676	94,399	7,723	4.7%
Transfer from Reserves	18	11,127	11,127	11,127	0	0.0%
Transfer to Reserves	(352)	(1,640)	(844)	(844)	0	0.0%
Balance	2,000	2,227	96,959	104,682	7,723	8.0%



Operating Net Result

Council's financial results at 29 February 2012 show the organisation with a \$7.7 million better than forecasted operating position against the year to date budget.

The 29 February 2012 operating surplus variation of \$7.7 million is made up of higher than expected revenue of \$2.1 million and lower than anticipated operating expenses of \$5.7 million.

Operating Revenue

The favourable revenue variance of \$2.1 million or 0.6% is made up of favourable variances in interest revenue of \$855,000, internal revenues of \$1.5 million and community services fees and charges of \$480,000. These favourable variances have been offset by an unfavourable variance in development application fees of \$1.1 million

Operating Expenses

The favourable variance in operating expenses of \$5.6 million or 2.6% is made up a lower than budgeted spend on material & services of \$5.7 million. There has been a catch up on spend on materials and services in February with the favourable variance reducing from \$6.7 million at the end of January.

Operating Revenue

29 February 2012

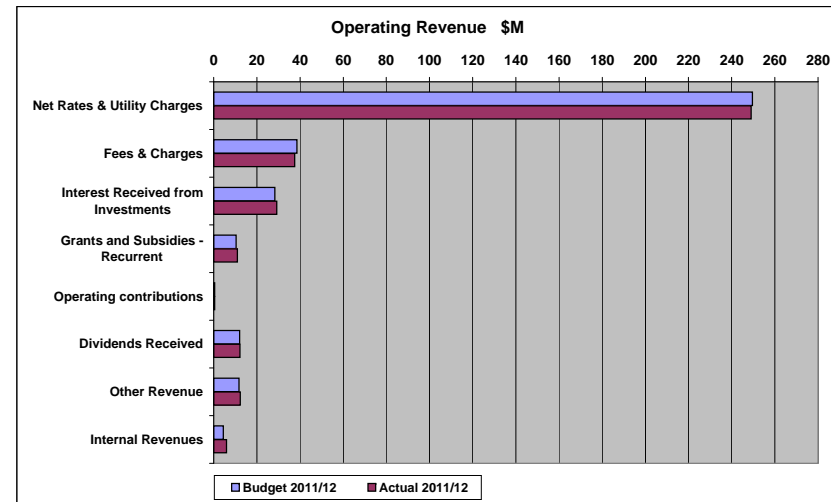
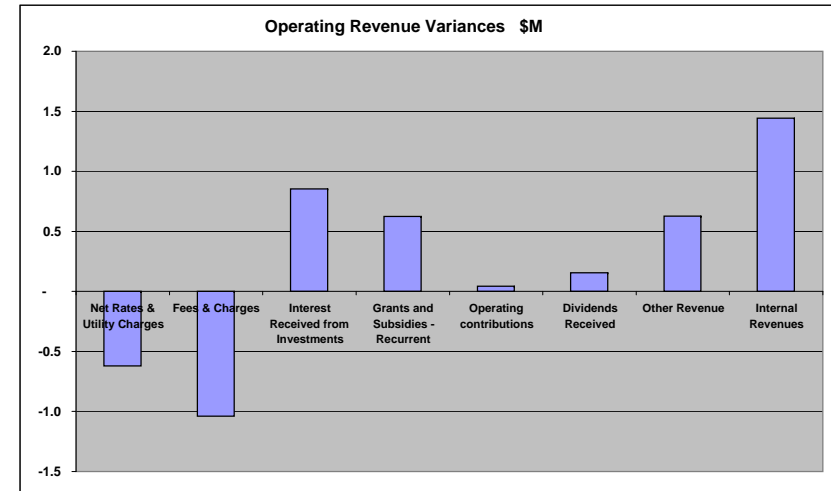
Operating Revenue

As at 29 February 2012 operating revenues are favourable to budget by \$2.1 million of 0.6%

Development application fees remained steady in the month of February, and are continuing to show a year to date unfavourable variance of \$1.1 million

Interest received from investments continues to show a favourable variance of \$885,000, although this variance may be impacted in the coming months due to the decrease in interest rates.

Internal revenue continues to show a positive trend due to higher than budgeted internal recoveries to capital works.



Operating Expenses **29 February 2012**

Operating Expenses

At 29 February 2012, operating expenses were \$5.6 million or 2.6% under budget due to an underspend in materials and services of \$5.7 million.

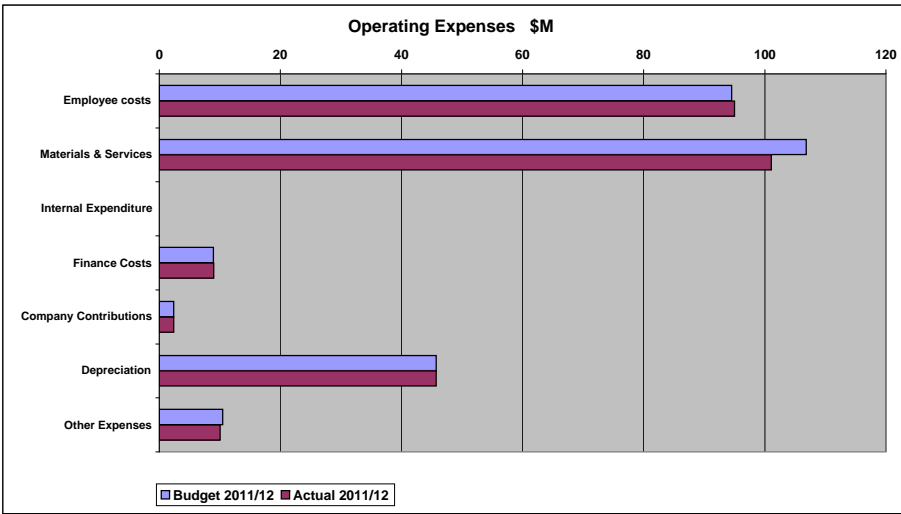
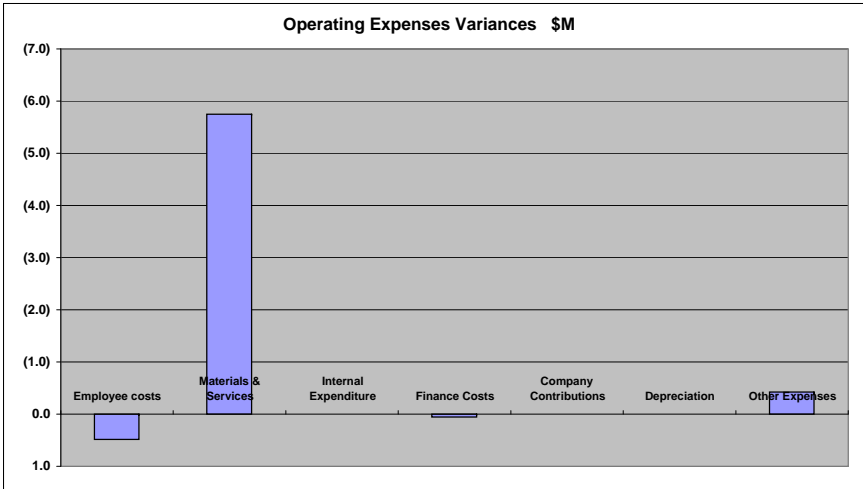
The year to date labour variance is showing an unfavourable variance of \$483,000.

The underspend on materials and services continues, with a year to date favourable variance of \$5.6 million. This favourable variance is across 3 departments with favourable variances of \$3 million for Infrastructure Services, \$1.8 million for Finance and Business and \$500,000 for Regional Strategy and Planning.

Of the favourable materials and services variance, approximately \$1.2 million relates to grants or levy expenditure, which if not spent by end of year will be transferred to reserves. \$276,000 relates to legal appeals which will be settled before the end of the year and \$840,000 relates to an underspend in Building & Facilities, which could potentially relate to purchase orders not being receipted on time.

As at 29 February 2012 \$1.5 million worth of savings have been identified against the value and success targets.

There are no other operating expenditure issues at 29 February 2012.



Summary Capital Statement

29 February 2012

SUMMARY CAPITAL STATEMENT For the Period Ending 29 February 2012						
	Annual Original Budget \$000s	Annual Current Budget \$000s	YTD Current Budget \$000s	YTD Actuals \$000s	Variance \$000s	Variance %

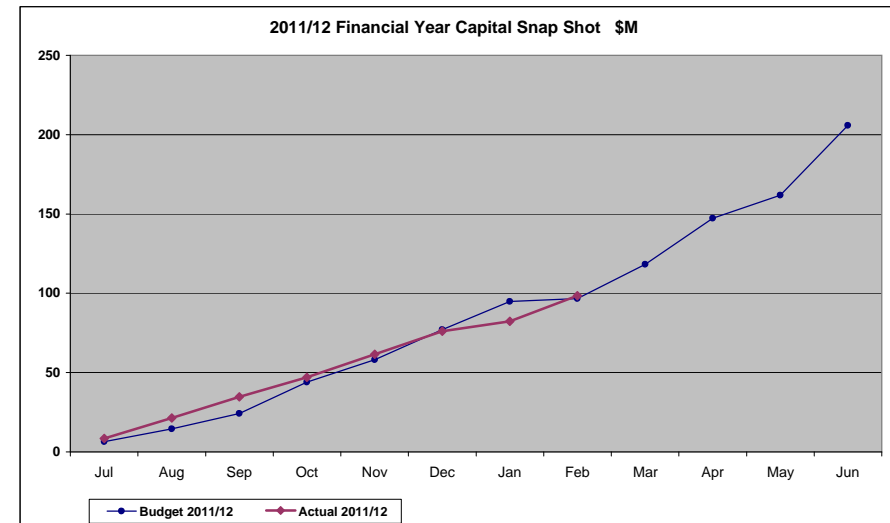
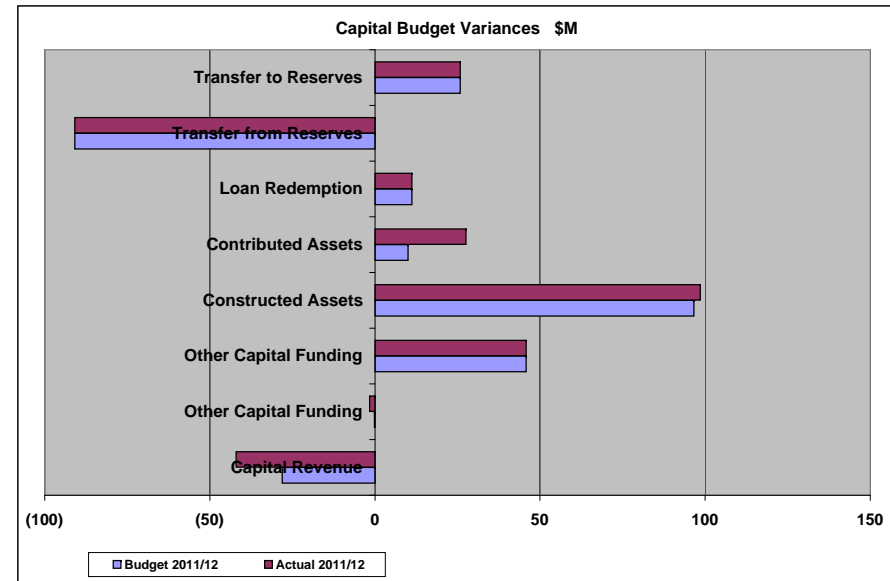
Operating Contribution / Shortfall	2,000	2,227	96,959	104,682	7,723	8.0%
Capital Revenue	(45,646)	(58,120)	(28,048)	(42,036)	(13,988)	49.9%
Other Capital Funding	(110,508)	(111,419)	(45,947)	(47,334)	(1,387)	3.0%
Constructed Assets	189,732	205,759	96,561	98,494	1,933	2.0%
Contributed Assets	20,000	20,000	10,000	27,532	17,532	175.3%
Loan Redemptions	11,473	11,473	11,189	11,189	0	0.0%
Net Capital Result	63,051	65,465	(53,204)	(56,837)	(3,633)	6.8%
Transfer from Reserves	(78,130)	(91,331)	(90,886)	(90,886)	0	0.0%
Transfer to Reserves	15,079	25,795	25,805	25,805	0	0.0%
Balance	(0)	(71)	(118,285)	(121,919)	(3,633)	0.0%

Capital Net Result

At 29 February 2012, \$98.5 million or 47.8% of council's \$205.7 million 2011/2012 capital works program was financially complete.

Capital project spend is currently tracking \$1.9 million ahead of year to date budget.

Infrastructure services remain confident that the 90% completion rate will be met by 30 June 2012, however the continuing wet weather is starting to cause some delays to the capital works program.



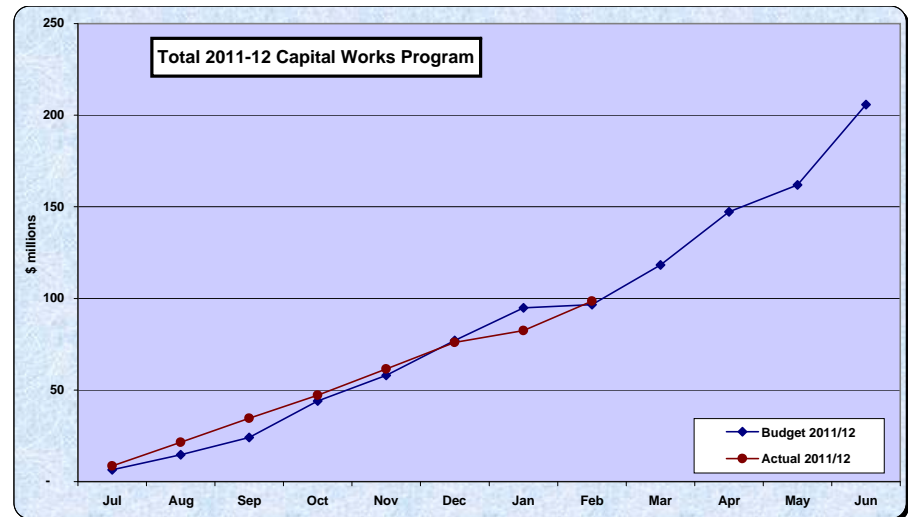
Capital Works by Program - February 2012

Capital Expenditure

At 29 February 2012, \$98.5 million or 47.88% of council's \$205.7 million 2011/2012 capital works program was financially complete.

Within the 2011/12 Capital Works Program, \$31 million has been allocated to the Horton Park land acquisition, which has now been finalised. Actual expenditure of \$4.2 million has been spent against this program, however at this stage the remaining \$26.8 million is not expected to be spent this financial year. Excluding the remaining Horton Park land acquisition, the year to date spend of \$98.5 million can be compared to a reduced Capital Works Program of \$178.9 million, and a financial completion rate of 55%.

Program	Original Budget \$000s	Current Budget \$000s	Year to Date Actual \$000s	% of Annual Budget Spent
Transportation	63,797	70,068	44,799	63.9%
Strategic Land & Comm Properties	43,942	46,324	12,017	25.9%
Buildings and Facilities	15,329	13,005	4,615	35.5%
Parks and Gardens	14,346	16,006	9,570	59.8%
Coast and Canals	5,720	5,616	2,656	47.3%
Stormwater	5,697	6,190	5,550	89.7%
Information Technology	5,455	7,044	4,218	59.9%
Fleet	3,900	3,201	1,865	58.3%
Divisional Allocations	3,169	3,702	1,990	53.8%
Environmental Assets	1,274	1,525	920	60.3%
Aerodromes	450	450	0	0.1%
Waste	13,272	16,335	7,182	44.0%
Sunshine Coast Airport	7,211	9,713	1,468	15.1%
Quarries	3,565	2,770	258	9.3%
SC Holiday Parks	2,605	3,810	1,386	36.4%
TOTAL	189,732	205,759	98,494	47.9%



Capital Projects Expense with a Budget Variation > \$50,000

29-February-2012

<i>Description</i>	<i>Account #</i>	<i>Program</i>	<i>Sub-Program</i>	<i>Budget Full Year</i>	<i>Actual YTD Feb</i>	<i>Variance To Budget Full Year</i>	<i>Comments</i>
						\$	
B0193 - WILSON ROAD 4630_101	B0193	Transportation	Reseals and Rehabilitation	121,500	337,470	215,970	Total budget for Wilson Road is \$207k across multiple job numbers. An incorrect charge of \$74k has been allocated to this project, which will be corrected in March accounts. The remaining overrun of \$57k was caused by increased project scope to provide for the condition of the adjoining seal area, and will be adjusted from overall subprogram budget at next budget review.
B0130 - LAKE WEYBA DRIVE 2300_101	B0130	Transportation	Reseals and Rehabilitation	102,620	226,028	123,408	Additional surfacing works required in this location to preserve the assets. Overrun will be adjusted from overall subprogram budget at next budget review.
A8927 - Brandenburg Rd Landslip	A8927	Transportation	Sealed Road Network	355,957	453,579	97,622	NDRRA partially funded works to repair flood damage failures as result of January 2011 flood event, with no budget originally set for these works. Adjusted at BR2 to meet the cost at that time, but have required further work and adjustment at the next budget review.
B0101 - GOLD CREEK ROAD 1630_101	B0101	Transportation	Reseals and Rehabilitation	80,570	170,623	90,053	Total budget for Gold Creek Road is \$151k across multiple job numbers but all expenditure has been charged to this account. Project actually overspent by approximately \$30k which will be adjusted from overall subprogram budget at next budget review.
B0111 - JONES ROAD 2056_101	B0111	Transportation	Reseals and Rehabilitation	267,239	345,235	77,996	Project cost overrun due to necessity for night working, adverse weather conditions and improving the treatment on the roundabout. Overrun will be adjusted from overall subprogram budget at next budget review.

Monthly Budget Amendments - Operating

29-February-2012

Reference	Branch	Operation/Job number & Name	Description	Income & Expense Stmt Line	Amount Dr/(Cr)
					\$000
040801	Strategic Planning	45098.0000.631115	Meridan Plains - landowner contributions to study costs as per agreed.	112 - Goods and services	40
040801	Strategic Planning	46388.0000.773800	Meridan Plains - debtor transferred to reserves but later withdrawn. Withdrawn debtor charged to operating, this clears reserve against withdrawn debtor in operating.	112 - Goods and services	46
040801	Infrastructure Policy	46390.0000.631100	Withdrawal from reserves to fund Pelican Water Blvd flooding analysis.	112 - Goods and services	50
040801	Strategic Planning	000748.555100	Transfer from reserve to fund operating as above	145 - Transfers (from) Reserves - Operating	(40)
040801	Strategic Planning	000748.555100	Transfer from reserve to fund operating as above	145 - Transfers (from) Reserves - Operating	(46)
040801	Infrastructure Policy	000492.555100	Transfer from reserve to fund operating as above	145 - Transfers (from) Reserves - Operating	(50)
040802	Environment Policy	572	Transfer to reserve form operating - Env Levy funded projects	145 - Transfers (from) Reserves - Operating	138
040802	Environment Policy	43462.0000.631100 Pest Management (EL)	Transfer form operating to reserves - Env Levy projects	112 - Goods and services	(38)
040802	Environment Policy	46364.0000.631800 Pilot Stewardship Program	Transfer form operating to reserves - Env Levy projects	112 - Goods and services	(100)
040803	Transportation Strategy	46351.0000.631100 Support TTA Real Time Information Roll Out	Transfer part PT Levy budget to Community Services to fund expected additional costs	112 - Goods and services	(15)
040803	Transportation Strategy	46351.0000.631100 Support TTA Real Time Information Roll Out	Transfer part PT Levy budget to Infrastructure Services to fund additional expenses incurred	112 - Goods and services	(25)
040803	Transportation Strategy	46359.0000.631100 Livery & Touch Point Improvements	Transfer part PT Levy budget to Infrastructure Services to fund additional expenses incurred	112 - Goods and services	(5)
010801	Transport & Engineering Serv	40926.0000.631100 Christmas Free Holiday Bus Services	Transfer part PT Levy budget from RS&P to fund additional expenses incurred	112 - Goods and services	30
030801	Community Development	37327.0000.631100 Council Cabs	Transfer part PT Levy budget from RS&P to fund expected additional costs	112 - Goods and services	15
030802	Community Response	O.10226 Community Land Permits	Transfer difference between L5.3 and L6.2 for 9 pay periods	111 - Employee costs	(2)
010802	Business and Major Projects	O.13090 Business Support & Customer Liaison	Transfer difference between L5.3 and L6.2 for 9 pay periods	111 - Employee costs	2
050801	Economic Development	56204, 57304, 57311, 57127, 57948, 57949, 57950, 57952, 57954, 57956.0000.631800	Transfer from contract services to contributions & donations	112 - Goods and services	(139)
050801	Economic Development	56204, 57304, 57311, 57127, 57948, 57949, 57950, 57952, 57954, 57956.0000.664100	Transfer from contract services to contributions & donations	138 - Other Expenses	139
FNB0001	Finance	O.55548.0000.722000	Reduce rates revenue due to lower than anticipated growth	101-Rates and Utility Charges	1,500
FNB0004	Finance	O.50070.0000.631800	Reduce contract budget in line with spend	112-Materials and Services	(660)
FNB0002	All Branches	Account 665400 across many operations	Increase insurance budget in line with premium received	112-Materials and Services	460
FNB0003	Quarries	Internal Revenues	Slight increase in quarry revenue due to alignment of sales between operating and capital	Internal Revenues	(1)
FNB0003	Civil Works Services	Internal expenditure	Reduce operational spend on Council Quarry materials	Internal Expenditure	(1,027)
FNB0003	Civil Works Services	Materials	Increase operational spend on externally purchased Quarry materials	112-Materials and Services	1,027

Monthly Budget Amendments - Operating

29-February-2012

Reference	Branch	Operation/Job number & Name	Description	Income & Expense Stmt Line	Amount Dr/(Cr)
					\$000
RSP001	Environment Policy	O.45163.0000.664500	Environment Levy - movement of budget between departments	112-Materials and Services	(126)
RSP001	Environment Policy	O.43464.0000.631100	Environment Levy - movement of budget between departments	112-Materials and Services	(30)
RSP001	Environmental Operations	O.43465.0000.664521	Environment Levy - movement of budget between departments	112-Materials and Services	156
RSP002	Environmental Operations	O.19381.0000.631800	Environment Levy - movement of budget between departments	Materials & Services	30
RSP002	Environment Policy	O.42208.0000.631100	Environment Levy - movement of budget between departments	Materials & Services	(30)
RSP003	Environment Policy	O.42208.0000.631100	Environment Levy - transfer to reserves	Materials & Services	(693)
RSP003	Environment Policy	Various	Environment Levy - transfer to reserves	Transfers to Reserves - Operating	693
RSP004	Environment Policy	O.45163.0000.664500	Environment Levy - transfer to reserves	Materials & Services	(103)
RSP004	Environment Policy	Various	Environment Levy - transfer to reserves	Transfers to Reserves - Operating	103
RSP005	Development Services	Various	At the end of February fees and charges revenue was \$1.1m below budget.	Fees & Charges	1,000
RSP005	Various RS&P	Various	In-year employee savings used to fund revenue falling below budget.	Employee costs	(1,000)
FNB0005	Finance	O.55526.0000.760522	Increase interest received due to increased cash holdings	106-Interest Received from Investments	(1,300)
IS001	Parks and Gardens	O.13999.0000.631800	Memorandum of Understanding between Council and Main	Materials & Services	360
IS001	Parks and Gardens	O.13999.0000.774902	Roads to undertake vegetation maintenance on a regular basis	Other Revenue	(400)
Total Increase / Decrease to Operating Program for Period					(41)

Monthly Budget Amendments - Capital

29-February-2012

Reference	PROGRAM	SUB-PROGRAM	JOB NUMBER	JOB NUMBER DESCRIPTION	Amount Dr/(Cr) \$'000
PROGRAM REALLOCATIONS					
	Coast and Canals	Coast, Canals and Waterways	A7982	Jessica Park Water bodies Investigations	(30)
	Coast and Canals	Coast, Canals and Waterways	A9556	Boreen Point - Platform Design	(200)
	Parks and Gardens	Recreation Park and Landscape Amenity	A7982	Jessica Park Water bodies Investigations	30
	Parks and Gardens	Recreation Park and Landscape Amenity	A9556	Boreen Point - Platform Design	200
	Fleet	Plant Replacement	A4101	Replace Fleet - Plant & Vehicles	(100)
	Stormwater	Stormwater Quality Management	A6597	Lower Duckholes Cr Open Drain Rehab	100
	Transportation	PIP Transportation	A4423	Sippy Downs Dve Tanawha-Stringybark Rd	(218)
	Transportation	Sealed Road Network	A5783	Old Gympie Rd/Peachster Rd Intersection	(100)
	Transportation	Sealed Road Network	A4423	Sippy Downs Dve Tanawha-Stringybark Rd	(200)
	Stormwater	Stormwater Management	A9423	Gympie Tce Noosa - various culverts stg 1	318
	Stormwater	Stormwater Management	A4726	6th Ave Maroochydore Stormwater Upgrade	8
	Stormwater	Stormwater Quality Management	A7647	Sunshine Beach - Beach Access 22	5
	Stormwater	Stormwater Management	A8017	King St - 2 Major Steel Arched Culverts	10
	Stormwater	Stormwater Quality Management	A8036	Coolum Beach - Main Drain Outlet rehab	7
	Stormwater	Stormwater Quality Management	A8734	Wilgan Lane Concrete Spillway Removal	0
	Stormwater	Stormwater Management	A8942	Altona Ave - Upg Stormwater Flow Path	3
	Stormwater	Stormwater Quality Management	A8995	Snowdrop Avenue Caloundra - Open Drain	9
	Stormwater	Stormwater Quality Management	A9091	Bando St Pacific Paradise - open drain	14
	Stormwater	Stormwater Quality Management	A9094	Oogar St Maroochydore - open drain rehab	11
	Stormwater	Stormwater Management	A9417	Sth Bli Bli - Purchase land for Easement	2
	Stormwater	Stormwater Management	A9418	Regional Drainage Various locations	1
	Stormwater	Stormwater Management	A9420	Sixth Ave Maroochydore-improve drainage	1
	Stormwater	Stormwater Management	A9421	Ward St Eumundi - Easement and Drain	9
	Stormwater	Stormwater Management	A9422	Hilton Esp Noosa-various culverts stg 1	3
	Stormwater	Stormwater Management	A9424	Regional Open Drain Rehabilitation	2
	Stormwater	Stormwater Management	A9425	Regional Condition inspections	11
	Stormwater	Stormwater Management	A9426	Regional Minor Works 2011/12	3
	Stormwater	Stormwater Management	A9427	Regional Overland Flows	1
	Stormwater	Stormwater Management	A9428	Regional Piped Rehabilitation	14
	Stormwater	Stormwater Management	A9431	Regional Proactive CCTV	1
	Stormwater	Stormwater Management	A9432	Regional Open Channel	4
	Stormwater	Stormwater Management	A9433	Regional Pit Structures	6
	Stormwater	Stormwater Quality Management	A9436	Regional Strategic SQID	2
	Stormwater	Stormwater Quality Management	A9437	Regional Water Quality Devices	9
	Stormwater	Stormwater Quality Management	A9438	Regional Inlets Rehabilitation	17
	Stormwater	Stormwater Quality Management	A9439	Regional Beach Outlets	3
	Stormwater	Stormwater Quality Management	A9440	Regional Sediment Retardation Basin	5
	Stormwater	Stormwater Quality Management	A9441	Regional River Outlets	14
	Stormwater	Stormwater Quality Management	A9442	Regional Canal Outlets	3
	Stormwater	Stormwater Management	A9443	Noosa Junction Noosa Hds-Catchment Plan	3
	Stormwater	Stormwater Quality Management	A9444	Regional Litter Basket replacement	0

Monthly Budget Amendments - Capital

29-February-2012

Reference	PROGRAM	SUB-PROGRAM	JOB NUMBER	JOB NUMBER DESCRIPTION	Amount Dr/(Cr)
					\$'000
	Stormwater	Stormwater Quality Management	A9849	Cordellia St Retention Bay Rehabilitation	4
	Stormwater	Stormwater Management	A9850	Hume St Stormwater Pipe Rehabilitation	1
	Stormwater	Stormwater Quality Management	A9852	Piringa/Pimpala St Enviropods Warana	1
	Stormwater	Stormwater Management	A9853	Pipe Rehabilitation at Blackall Terrace	2
	Stormwater	Stormwater Management	A9854	Stormwater pipe upgrade at Monash Street	1
	Stormwater	Stormwater Management	A9862	Yandina Sports Complex SW Pipe Upgrade	0
	Stormwater	Stormwater Management	A9881	Upg S'Water Drain Pandanus St Mudjimba	2
	Stormwater	Stormwater Management	A9892	Illoura Place Upgrade Culvert	2
	Stormwater	Stormwater Quality Management	A9893	Kerenjon Ave Stormwater Pipe Network Upg	3
	Stormwater	Stormwater Management	A9937	Tamarind St - Rehab of Stormwater Pipe	1
	Stormwater	Stormwater Quality Management	A9951	Arcoona Road Stormwater Upgrade	1
	Stormwater	Stormwater Management	B0459	Lurnea Crescent - Pipeline Reline	2
	Transportation	Public Transport Infrastructure	A6064	Noosa Junction Transit Centre	(100)
	Transportation	Streetscapes - Major Centres	A9506	DLW Coolum - Coolum Village Streetscape	333
	Transportation	Carparks	A9980	Park St, Carpark - Near Bowls Club	160
	Parks and Gardens	Recreation Park and Landscape Amenity	A6478	Coolum Village Urban Design MP	(493)
	Parks and Gardens	PIP Sports Facilities	A7783	Girraween Sports Club House-Noosa Heads	100
				<i>Sub-Total</i>	0
	BUDGET EXPENSE RELATED TO REVENUE ADJUSTMENTS				
	Building and Facilities	Community Facilities			(67)
	Divisional Allocations	Local Parks			24
	Environmental Assets	Environmental Tracks Trails and Infrastructure			43
	Fleet	Plant Replacement			100
	Parks and Gardens	Recreational Sports Facilities			68
	Parks and Gardens	Recreational Tracks & Trails			2
	Transportation	Bridges			280
	Transportation	Carparks			(43)
	Transportation	Gravel Road Network			(50)
	Transportation	Pedestrian & Cyclist Enabling Facilities			0
	Transportation	PIP Transportation			30
	Transportation	Public Transport Infrastructure			(164)
	Transportation	Reseals and Rehabilitation			92
	Transportation	Sealed Road Network			1,010
	Transportation	Strategic Pathway & On Road Cycle Networks			(259)
	Transportation	Streetscapes - Corridors			(26)
	Transportation	Streetscapes - Local Centres			33
	Transportation	Transport Management			(297)
	Waste	Waste Avoidance and Minimisation			40
	Revenue	Increased Revenue Received		Offsets all lines above	(816)
				<i>Sub-Total</i>	(0)

Monthly Budget Amendments - Capital

29-February-2012

Reference	PROGRAM	SUB-PROGRAM	JOB NUMBER	JOB NUMBER DESCRIPTION	Amount Dr/(Cr)
					\$'000
RESERVE TRANSFERS					
	Buildings and Facilities	Corporate Buildings	A6321	Roys Rd Depot Stg 3 - Rural Depot Infr	(50)
	Buildings and Facilities	Community Facilities	A9212	Tait Duke House Tewanin relocate Invest	(45)
	Buildings and Facilities	Community Facilities	A9272	Nambour Precinct Plan&Design AC/WSA rehab	(70)
	Buildings and Facilities	Corporate Buildings	A9274	Regional Security Network integration	(100)
	Buildings and Facilities	Corporate Buildings	A9279	WOR WSA Future endorsed accommodation	(150)
	Buildings and Facilities	Corporate Buildings	B0450	Kanyana Pk Dulong - Replace Toilet Block	(85)
	Coast and Canals	Coast, Canals and Waterways	A7977	Alex to M'dore Beach foreshore protect	(500)
	Coast and Canals	Coast, Canals and Waterways	A7989	Cornmeal Ck Design & Construct Rock Wall	(469)
	Coast and Canals	Coast, Canals and Waterways	A9553	Alex to M'dore Beach foreshore protect	(500)
	Coast and Canals	Coast, Canals and Waterways	B0565	Munna Point Design Bank Protection	(50)
	Parks and Gardens	PIP Recreation Parks	A9327	Nambour Skate Park detailed design	(72)
	Parks and Gardens	Recreation Park and Landscape Amenity	A9556	Boreen Point - Platform Design	(150)
	Parks and Gardens	Recreation Park and Landscape Amenity	A7982	Jessica Park Water bodies Investigations	(30)
	Parks and Gardens	Recreation Park and Landscape Amenity	A6446	Pilot Station Pk Landscape Design/Const	(150)
	Waste	Waste Disposal	A7562	Drill and Blast for Expansion-Division 9	(200)
	Environmental Assets	PIP Environmental Parks	A5085	Mary Cairncross Masterplan Design Const	(100)
	Quarries	Quarries	A8840	A8840 - Bitumen Storage Tank	(30)
	Quarries	Quarries	A8877	A8877 - Exploration Drilling Program - Scoping	(8)
	Quarries	Quarries	A9399	A9399 - Fencing & Security Peachester Quarry	(50)
	Quarries	Quarries	A9407	A9407 - Crushing Plant Screens	(14)
	Quarries	Quarries	A9408	A9408 - OH Hoist (1200 Crusher)	(39)
	Quarries	Quarries	A9802	A9802 - Silo (hydrated lime)	(150)
	Transportation	Sealed Road Network	A9754	Coonowrin Rd New Kerb & Seal Shoulder	380
	Quarries	Quarries	B0563	Quarry Development	100
				<i>Sub-Total</i>	<i>(2,531)</i>
COUNCILLOR ALLOCATIONS (Budget under Sealed Road Network with Projects belonging in other Sub-Programs)					
	Divisional Allocations	Minor Emergent Works	A0726	11/12 Councillor Minor OP Works - Mayor	(16)
	Divisional Allocations	Minor Emergent Works	A0800	11/12 Councillor Emerg Capital - Mayor	(4)
	Divisional Allocations	Local Parks	B0526	Boreen Pt - park furniture 2xBBQs & 7 x table/seat combo	16
	Divisional Allocations	Local Parks	B0526	Boreen Pt - park furniture 2xBBQs & 7 x table/seat combo	4
	Divisional Allocations	Minor Emergent Works	A0726	11/12 Councillor Minor OP Works - Div 19 (Mayor)	(14)
	Divisional Allocations	Local Parks	B0487	Coolum Tce Coolum Bch-carpark & pathways	14
	Divisional Allocations	Local Parks	A0835	11/12 Local Parks Allocation - Div 3	(6)
	Divisional Allocations	Minor Emergent Works	B0528	AFL building at Kawana School - Bokarina (Council Res OM12/21)	6
				<i>Sub-Total</i>	<i>0</i>
Total Increase /(Decrease) to Capital Program for Period					(2,532)