

Sunshine Coast
Council

FINANCIAL PERFORMANCE REPORT



December 2011

FINANCIAL REPORT APP A - DECEMBER 2011 FINANCIAL PERFORMANCE REPORT



Contents

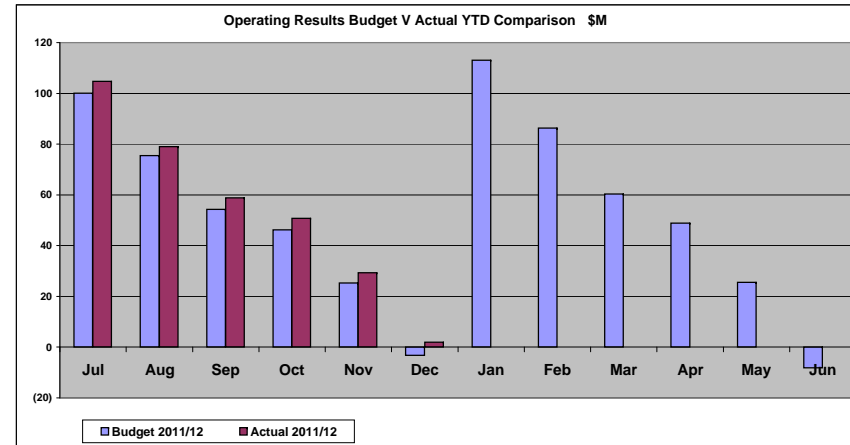
Table of Contents	
Summary Operating Statement	3
Operating Revenue	4
Operating Expenses	5
Summary Capital Statement	6
Capital Expenditure by Program	7
Capital Expenditure - Expenditure Variations of +\$50k	8
Operating Budget Adjustments	9
Capital Budget Adjustments	11

Summary Operating Statement

31 December 2011

SUMMARY OPERATING STATEMENT						
For the Period Ending 31 December 2011						
Annual Original Budget \$000s	Annual Current Budget \$000s	YTD Current Budget \$000s	YTD Actuals \$000s	Variance \$000s	Variance %	

Operating Revenue	418,968	416,908	198,298	201,042	2,744	1.4%
Operating Expenses	335,519	343,922	160,790	158,481	(2,309)	(1.4%)
Interest Expense	12,495	12,495	6,412	6,356	56	(0.9%)
Depreciation	68,620	68,620	34,310	34,310	(0)	0.0%
Operating Surplus/(Deficit)	2,334	(8,129)	(3,214)	1,895	5,108	4.7%
Transfer from Reserves	18	10,992	10,992	10,992	0	0.0%
Transfer to Reserves	(352)	(706)	(706)	(706)	0	0.0%
Balance	2,000	2,157	7,072	12,180	5,108	72.2%



Operating Net Result

Council's financial results at 31 December 2011 show the organisation tracking closely to budget with a \$5.1 million better than forecasted operating position against the year to date budget. With the Budget Review 2 requests reflected in the ledger the end of year position is forecast to be an operating deficit of \$8.1 million

The 31 December 2011 operating surplus variation of \$5.1 million is made up of higher than budgeted operating revenues of \$2.7 million and lower than anticipated expenses of \$2.4 million.

Operating Revenue

Prepaid rates is causing a \$1.2 million favourable variance YTD, this variance is expected to be significantly reduced with the January rate run.

Operating Expenses

The favourable variance in operating expenses of \$2.4 million is made up of higher than budgeted employee spend of \$3 million which is offset by a lower than budget material & services spend of \$4.9 million. The YTD VAST efficiency target saving for employee costs is \$2.5 million, which is not being achieved. Further work will be completed with the business in the new year to identify possible savings.

Operating Revenue

31 December 2011

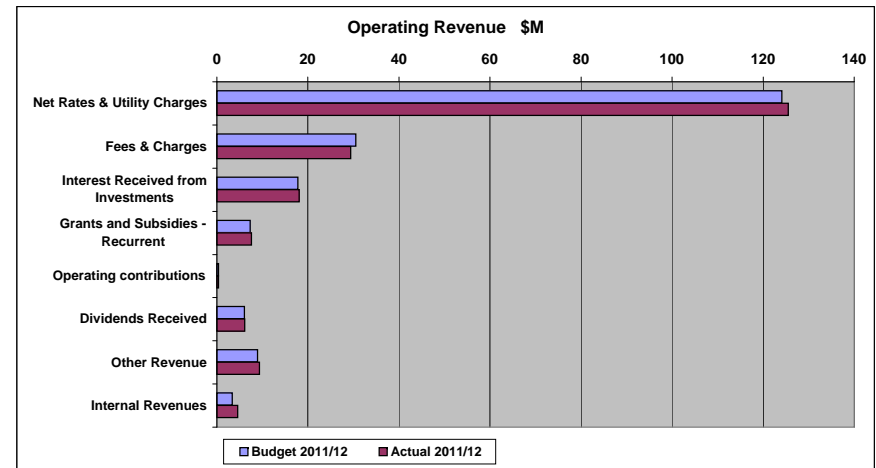
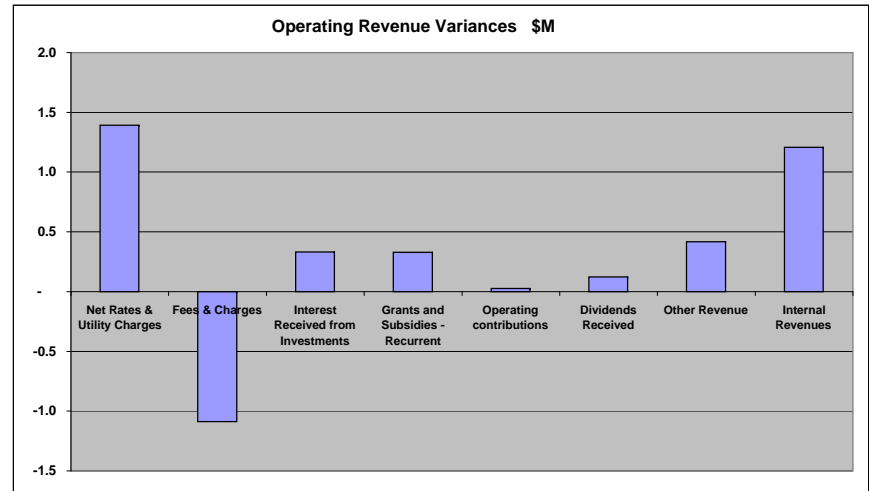
Operating Revenue

As at 31 December 2011 operating revenues are \$2.7 million or 1.4% ahead of budget.

Prepaid rates is causing a \$1.2 million favourable variance YTD, this variance is expected to be significantly reduced with the January rate run.

As part of the Budget Review 2 requests, development services fees were reduced by \$2 million. The year to date portion of this adjustment has been reflected in the year to date budget (\$1 million). With this adjustment made development services revenue is still \$1.2 million behind budget as at 31 December 2011.

There are increases in revenue across all other departments, with no one particular variance greater than \$600,000.



Operating Expenses

31 December 2011

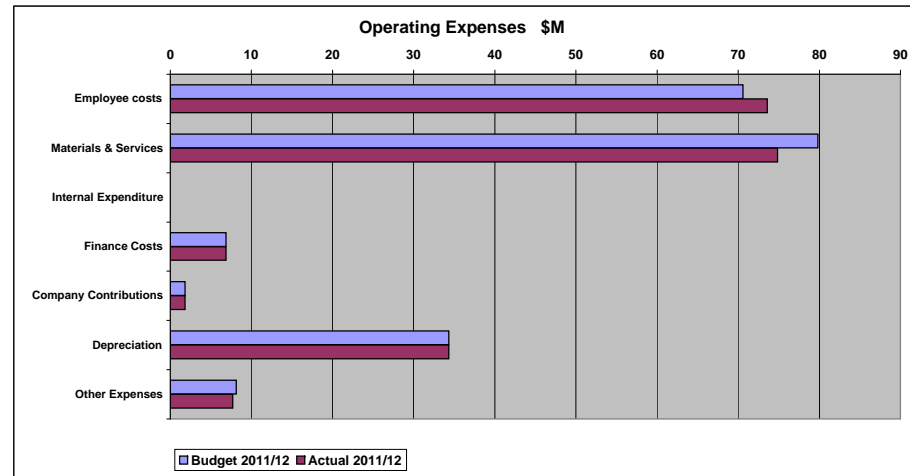
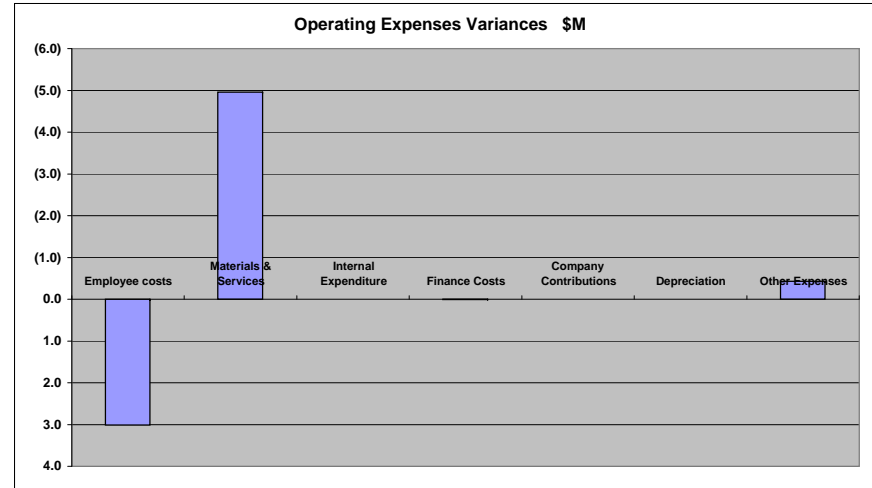
Operating Expenses

At 31 December 2011, operating expenses were \$2.4 million or 1.4% under budget with the main contributing factor being a positive variation within materials and services of \$4.9 million.

The favourable variance in operating expenses of \$2.4 million is made up of higher than budgeted employee spend of \$3 million which is offset by a lower than budget material service spend \$4.9 million. The YTD VAST efficiency target saving for employee costs is \$2.5 million, which is not being achieved.

\$1.8 million of the labour variance is coming from the Infrastructure Services Department, who are currently investigating options to find further VAST savings from their Material and Service spend to fund the shortfall in employee costs.

There are no other operating expenditure issues at 31 December 2011.



Summary Capital Statement

31 December 2011

SUMMARY CAPITAL STATEMENT For the Period Ending 31 December 2011						
	Annual Original Budget \$000s	Annual Current Budget \$000s	YTD Current Budget \$000s	YTD Actuals \$000s	Variance \$000s	Variance %

Operating Contribution / Shortfall	2,000	2,157	7,072	12,180	5,108	72.2%
Capital Revenue	(45,646)	(57,304)	(24,341)	(39,527)	(15,185)	62.4%
Other Capital Funding	(110,508)	(111,419)	(34,510)	(35,634)	(1,123)	3.3%
Constructed Assets	189,732	205,102	77,131	75,992	(1,139)	(1.5%)
Contributed Assets	20,000	20,000	10,000	27,532	17,532	175.3%
Loan Redemptions	11,473	11,473	5,610	5,610	0	0.0%
Net Capital Result	63,051	65,694	26,818	21,793	(5,025)	(18.7%)
Transfer from Reserves	(78,130)	(88,478)	(88,478)	(88,478)	0	0.0%
Transfer to Reserves	15,079	22,783	22,783	22,783	0	0.0%
Balance	(0)	0	(38,877)	(43,901)	(5,025)	0.0%

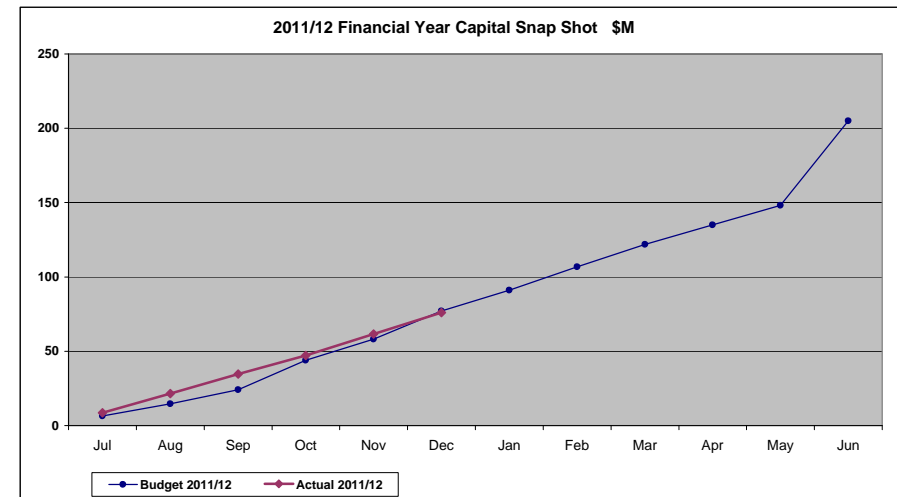
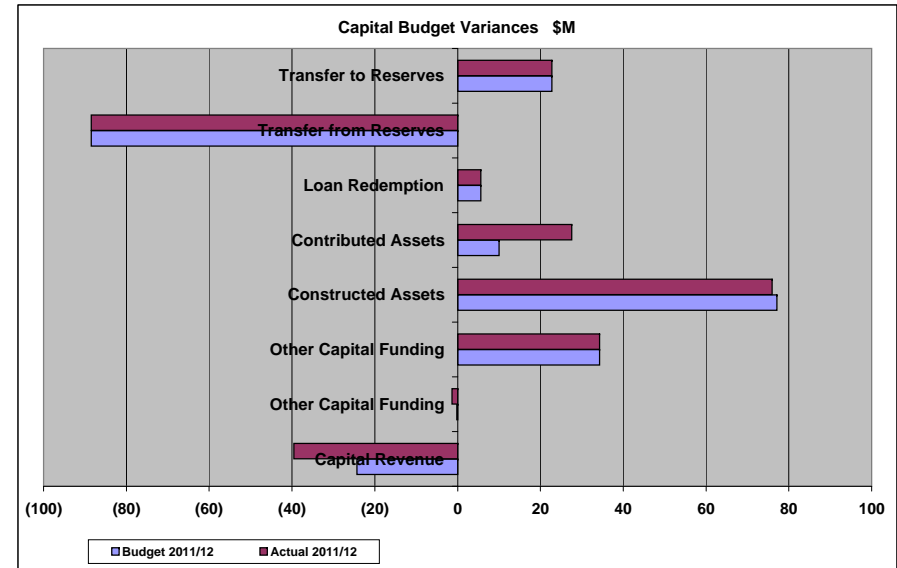
Capital Net Result

At 31 December 2011, \$75.9 million or 37.1% of council's \$205.1 million 2011/2012 capital works program was financially complete.

Capital project spend is currently tracking \$1.1 million behind budget.

Within the 2011/12 capital works program, \$31 million has been allocated to the Horton Park land acquisition, which has not yet been finalised. Excluding the Horton Park land acquisition, the year to date spend of \$75.9 million can be compared to a reduced capital works program of \$174.1 million, and a financial completion rate of 43.6%.

No capital works programs have a significant variance to budget.





Capital Works by Program - December 2011

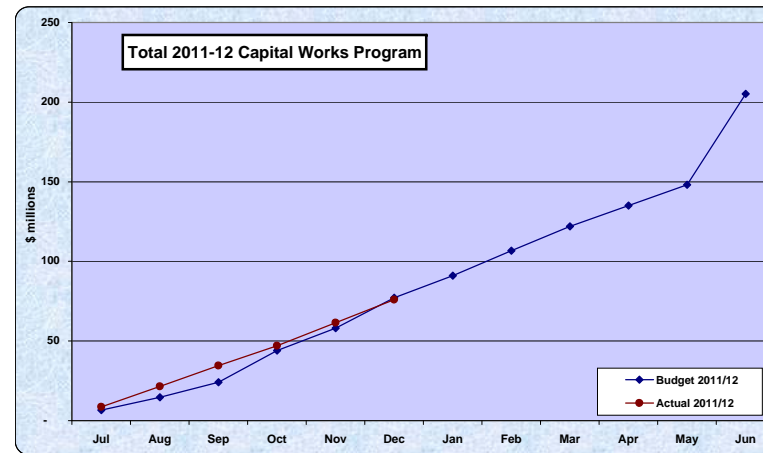
Capital Expenditure

At 31 December 2011, \$75.9 million or 37.1% of council's \$205.1 million 2011/2012 capital works program was financially complete.

Capital project spend is currently tracking \$1.1 million behind budget.

No capital works programs have a significant variance to the YTD budget.

Program	Original Budget \$000s	Current Budget \$000s	Year to Date Actual \$000s	% of Annual Budget Spent
Transportation	63,797	68,762	36,622	53.3%
Strategic Land & Comm Properties	43,942	44,520	6,675	15.0%
Buildings and Facilities	15,329	13,447	3,670	27.3%
Parks and Gardens	14,346	16,465	7,399	44.9%
Coast and Canals	5,720	7,215	1,925	26.7%
Stormwater	5,697	5,572	4,996	89.7%
Information Technology	5,455	7,044	3,134	44.5%
Fleet	3,900	3,201	1,019	31.8%
Divisional Allocations	3,169	3,865	1,577	40.8%
Environmental Assets	1,274	1,582	869	54.9%
Aerodromes	450	450	0	0.1%
Waste	13,272	16,495	5,071	30.7%
Sunshine Coast Airport	7,211	9,713	1,367	14.1%
Quarries	3,565	2,960	334	11.3%
SC Holiday Parks	2,605	3,810	1,334	35.0%
TOTAL	189,732	205,102	75,992	37.1%



FINANCIAL REPORT APP A - DECEMBER 2011 FINANCIAL PERFORMANCE REPORT

Capital Projects Expense with a Budget Variation > \$50,000

31-December-2011

Description	Program	Sub-Program	Budget Full Year	Actual YTD Dec	Variance To Budget Full Year \$	Variation To Budget YTD Sept %	Comments
A6185 - Land Primary School Crt Link to Pikki St	Strategic Land and Commercial Properties	PIP Transport Corridors	1,500	1,228,053	1,226,553	(81770.2%)	Relates to purchase of land for required transport corridor, previously budgeted project transferred into reserve. Funding to be transferred out of Strategic Land Reserve at earliest opportunity.
A8927 - Brandenburg Rd Landslip	Transportation	Sealed Road Network	150,895	449,552	298,657	(197.9%)	NDRRA partially funded works to repair flood damage failures as result of January 2011 flood event, with no budget originally set for these works. Adjusted at BR2 to meet the cost at that time, but have required further work and adjustment at the next budget review.
A9517 - WOR - LATM Minor signs & line marking	Transportation	Transport Management	122,278	334,975	212,697	(173.9%)	Overspend reflects level of emergent work required to rectify hazardous signs and linemarking issues throughout the region when they are identified. Will be adjusted at next budget review.
A6597 - Lower Duckholes Cr Open Drain Rehab	Stormwater	Stormwater Quality Management	253,473	427,261	173,788	(68.6%)	New adaptors for duckbill valves had to be manufactured once culverts had been cleared and dewatered. Extra cost for sediment and erosion control. To be adjusted from overall Stormwater budget at the next budget review.
B0460 - Cooroora Woodworkers Lot 4 Johnson Crt	Strategic Land and Commercial Properties	Land Re-Development	0	151,124	151,124	0.0%	Unbudgeted costs of undertaking commitment to relocation of Cooroy/Cooroora Woodworkers Clubs. Funding to be sourced from overall Strategic Land & Commercial Properties budget prior to EOY
A8967 - Razorback Road - Flood Damage	Transportation	Sealed Road Network	133,279	265,204	131,925	(99.0%)	NDRRA partially funded works to repair flood damage failures as result of January 2011 flood event, with no budget originally set for these works. Adjusted at BR2 to meet the cost at that time, but have required further work and adjustment at the next budget review.
A8922 - Towen View Court Landslide	Transportation	Sealed Road Network	6,364	131,212	124,848	(1961.8%)	NDRRA partially funded works to repair flood damage failures as result of January 2011 flood event, with no budget originally set for these works. Adjusted at BR2 to meet the cost at that time, but have required further work and adjustment at the next budget review.
A9732 - Jampot Rd - Inundation - Resheeting Required	Transportation	Reseals and Rehabilitation	0	117,580	117,580	0.0%	NDRRA partially funded works to repair flood damage failures as result of January 2011 flood event, with no budget originally set for these works. Adjustment to be sought at the next budget review.
A8924 - Black Pinch Rd Landslide	Transportation	Sealed Road Network	241	114,074	113,833	(47233.8%)	NDRRA partially funded works to repair flood damage failures as result of January 2011 flood event, with no budget originally set for these works. Adjusted at BR2 to meet the cost at that time, but have required further work and adjustment at the next budget review.
A9900 - Kawana Aqua - Replace 50m Pool Heat Pump	Buildings and Facilities	Community Facilities	0	111,631	111,631	0.0%	Budget and purchase order raised in 2010/2011, but delays experienced in receiving equipment from overseas. The shortfall will be funded from 2011/2012 program at the next budget review.
A4935 - Cal'dra Admin Bldg - Emergency Generator	Buildings and Facilities	Corporate Buildings	407,502	517,908	110,406	(27.1%)	Project has \$200k in reserves that will be drawn down in December accounts to fund this expenditure.
B0117 - KARAWATHA DRIVE 2107_101	Transportation	Reseals and Rehabilitation	55,174	161,256	106,082	(194.7%)	This project should be viewed in conjunction with five others (B0118 - B0122) all for consecutive works along Karawatha Drive, which are to be consolidated in December accounts. The combined total expenditure of these six jobs show an underspend of \$84k YTD.
A8965 - Donnelly's Road - Flood Damage	Capital Expenditure - Expenditure Variations of +\$50k	Sealed Road Network	75,015	157,490	82,475	(109.9%)	NDRRA partially funded works to repair flood damage failures as result of January 2011 flood event, with no budget originally set for these works. Adjusted at BR2 to meet the cost at that time, but have required further work and adjustment at the next budget review.
B0027 - SUNSET DRIVE 4117_101	Transportation	Reseals and Rehabilitation	136,800	216,683	79,883	(58.4%)	Scope of works was increased to rehabilitate the whole road rather than the planned work covering only half. The resultant shortfall will be funded from within the overall reseal subprogram.
A7660 - Coolum Beach Caravan Pk Amenities No 2	Caravan Parks	Caravan Parks	517,691	593,974	76,283	(14.7%)	Overspend due to contract variations and project management fees not forecasted for.
A7206 - North Shore Community Ctre RLCIP Grant	Buildings and Facilities	Community Facilities	605,140	672,996	67,856	(11.2%)	This project should be viewed in conjunction with C1030 North Shore Community Centre, with the combined total expenditure showing an underspend of \$135k YTD.
A6064 - Noosa Junction Transit Centre	Transportation	Public Transport Infrastructure	889,348	946,266	56,918	(6.4%)	Error in DTMR invoice. Invoice referred back to DTMR and credit note requested.
A6658 - Otranto Bulcock Intersection Refuge	Transportation	Pedestrian & Cyclist Enabling Facilities	0	50,551	50,551	0.0%	Project was funded in 2010/11 (\$50k) but did not carry over. Funding will be assigned from the overall 2011/12 Transportation budget as part of the next budget review to cover project costs.

FINANCIAL REPORT APP A - DECEMBER 2011 FINANCIAL PERFORMANCE REPORT

Monthly Budget Amendments - Operating	
Month:	October 2011

Reference	Branch	Operation/Job number & Name	Description	Income & Expense Stmt Line	Amount Dr/(Cr) \$000
IS0401	16 - Fleet Management	O.11516 - Unitywater Clearing Account	reallocate revenue budget	103 - Fees and charges	250
IS0401	93 - Building & Facilities	O.11168 - BM Building & Facilities Services	reallocate revenue budget	107 - Other revenue	(125)
IS0401	17 - Environmental Operations	O.17031 - Plantation Rise	reallocate revenue budgets	107 - Other revenue	(120)
IS0401	17 - Environmental Operations	O.16926 - Natural Areas Operations	reallocate revenue budgets	107 - Other revenue	(5)
CS0401	51 - Executive Director Community Services	35020 - Community Services Administration	Fund new approved positions	112 - Goods and services	(64)
CS0401	51 - Executive Director Community Services	35020 - Community Services Administration	Fund new approved positions	138 - Other Expenses	(13)
CS0401	87 - Customer Relations	29004 - Media & Public Relations	Fund new approved positions	111 - Employee costs	77
IS0402	13 - Civil Works Services	14600 - Main Roads RMP	Reallocation if internal charge	115 - Internal Goods and Services	(30)
IS0402	35 - Community Facilities	35202 - Maroochy Multi-Sports Complex	Reallocation if internal charge	115 - Internal Goods and Services	30
CS0402	35 - Community Facilities	56200 - Sunshine Coast Events Centre	Recognise increased revenue & expense	107 - Other revenue	(30)
CS0402	35 - Community Facilities	56200 - Sunshine Coast Events Centre	Recognise increased revenue & expense	112 - Goods and services	30
CS0403	87 - Customer Relations	29004 - Media & Public Relations	Tfr from Exec Office to fund new Social Media position from Jan to June 2012	111 - Employee costs	39
CS0403	83 - Executive Office	29005 - Marketing & Communication Strategy	Tfr to Customer Relations to fund new Social Media position from Jan to June 2012	111 - Employee costs	(39)
IS0402	93 - Building & Facilities	11168 - BM Building and Facilities Services	Transfer plant 4887 budget (Forklift)	115 - Internal Goods and Services	(10)
IS0402	59 - Commercial & Procurement	11800 - Supply Operations Unit	Transfer plant 4887 budget (Forklift)	115 - Internal Goods and Services	10
IS0403	13 - Civil Works Services	15035 - Asset Management Services Manager	Transfer IT Equipment budget C072078	138 - Other Expenses	(1)
IS0403	33 - Human Resources	55541 - Unit Mgt Health and Safety	Transfer IT Equipment budget C072078	138 - Other Expenses	1
IS0404	13 - Civil Works Services	15075 - Caloundra O&M	Transfer IT Equipment budget C101043	138 - Other Expenses	(0)
IS0404	27 - Executive Director - Finance & Business	50067 - Executive Director Finance & Business	Transfer IT Equipment budget C101043	138 - Other Expenses	0
IS0405	13 - Civil Works Services	14181 - Signs Inc	Transfer IT Equipment budget C101062	138 - Other Expenses	(0)
IS0405	54 - Information Communication Technology Services	37035 - Business Support	Transfer IT Equipment budget C101062	138 - Other Expenses	0
IS0406	13 - Civil Works Services	15065 - Landsborough and Maleny O&M	Transfer IT Equipment budget C101153	138 - Other Expenses	(0)
IS0406	43 - Director Development Services	40301 - BM Operational Works Assessment	Transfer IT Equipment budget C101153	138 - Other Expenses	1
CS0404	36 - Community Development	37643 - 09-10 Capital Funding Respite	Reallocate budget to capital	112 - Goods and services	(151)
Total Increase / Decrease to Operating Program for Period					(151)

FINANCIAL REPORT APP A - DECEMBER 2011 FINANCIAL PERFORMANCE REPORT

Monthly Budget Amendments - Operating	
Month:	November 2011

Reference	Branch	Operation/Job number & Name	Description	Income & Expense Stmt Line	Amount Dr/(Cr) \$000
CS0501	Human Resources	32010.0000.631104	Consultancy Fees - Human Resources	112 - Goods and services	(18)
CS0501	Human Resources	32010.0000.629000	Other Employee Related Expenses	111 - Employee costs	18
CS0502	Customer Relations	CC1803 various - Festive Season Strategy - Events	Contract Services	112 - Goods and services	(56)
CS0502	Customer Relations	CC1803 various - Festive Season Strategy - Events	Contributions & Donations	138 - Other Expenses	56
CS0503	Community Development	O.37657.0000.631800	Placemaking Project - contract services	112 - Goods and services	(50)
CS0503	Community Development	O.37657.0000.611101	Placemaking Project - employee costs	111 - Employee costs	50
Total Increase / Decrease to Operating Program for Period					0

Monthly Budget Amendments - Operating	
Month:	December 2011

Reference	Branch	Operation/Job number & Name	Description	Income & Expense Stmt Line	Amount Dr/(Cr) \$000
CS0601	Community Development	37732 - Healthy Communities Initiatives	Tfr to cover GIS toolkit	112 - Goods and services	(50)
CS0601	Community Development	37107 - Wellbeing Initiatives	Tfr to cover GIS toolkit	112 - Goods and services	(10)
CS0601	Information Communication Technology				
CS0601	Services	10295 - Geospatial Information Services	Tfr to cover GIS toolkit	112 - Goods and services	60
CS0602	Customer Relations	37571 Mooloolaba Flotilla	Tfr budget to correct nat acc	112 - Goods and services	(5)
CS0602	Customer Relations	37571 Mooloolaba Flotilla	Tfr budget to correct nat acc	138 - Other Expenses	5
Total Increase / Decrease to Operating Program for Period					0

FINANCIAL REPORT APP A - DECEMBER 2011 FINANCIAL PERFORMANCE REPORT

Monthly Budget Amendments - Capital	
Month:	October 2011

Reference	PROGRAM	SUB-PROGRAM	JOB NUMBER	JOB NUMBER DESCRIPTION	Amount Dr/(Cr) \$'000
REALLOCATIONS PER DELEGATED AUTHORITY					
CS0404	1 - Infrastructure Services	16 - Fleet Management	A4101	Replace Fleet - Plant Vehicles	151
Sub-Total					151
COUNCILLOR ALLOCATIONS (Budget under Sealed Road Network with Projects belonging in other Sub-Programs)					
	Divisional Allocations	Minor Emergent Works	A0811	10/11 Councillor Emerg Capital - Div 11	(6)
	Divisional Allocations	Local Parks	A9931	Noosa Woods Noosa Heads - power supply	6
	Divisional Allocations	Local Parks	A5319	Skippy Park Master Plan Implementation	(4)
	Parks and Gardens	PIP Sports Facilities	A6524	Skippy Park Master Plan implementation	4
	Divisional Allocations	Minor Emergent Works	A0723	11/12 Councillor Minor OP Works - Div 10	(5)
	Divisional Allocations	Local Parks	A9952	Memorial Ave Eumundi - bollards	5
	Divisional Allocations	Local Parks	A7596	Graham Stuart Park Currimundi Lscape Design & Imp	(9)
	Parks and Gardens	Recreation Parks & Landscape Amenity		Capital Expenditure - Expenditure Variations of +\$50k	9
	Divisional Allocations	Local Parks	A7807	Graham Stewart Pk Currimundi-Rehab Fence	(16)
	Parks and Gardens	Recreation Parks & Landscape Amenity	A9385	Paluma Pk Buderim Site Analysis Detail Design	16
	Divisional Allocations	Minor Emergent Works	A8726	Paluma Pk Buderim - Park upgrade	(2)
	Transportation	Pedestrian & Cyclist Enabling Facilities	A8858	Grey Gum Dve Little Mountain- traffic splitter island	2
				Sugarbag Rd Little Mountain Pedestrian Refuge	2
Sub-Total					0
Total Increase / Decrease to Capital Program for Period					151

Monthly Budget Amendments - Capital	
Month:	November 2011

Reference	PROGRAM	SUB-PROGRAM	JOB NUMBER	JOB NUMBER DESCRIPTION	Amount Dr/(Cr) \$'000
COUNCILLOR ALLOCATIONS (Budget under Sealed Road Network with Projects belonging in other Sub-Programs)					
	Divisional Allocations	Minor Emergent Works	A0810	10/11 Councillor Emerg Capital - Div 10	(8)
	Divisional Allocations	Local Pathways	A9738	Memorial Drive Eumundi footpath	8
	Divisional Allocations	Local Parks	A0868	11/12 Local Parks Allocation - Div 12	(10)
	Parks & Gardens	Recreation Parks & Landscape Amenity	A9374	Botanic Gdns Cooroy-renew park furniture	10
	Divisional Allocations	Minor Emergent Works	A0806	10/11 Councillor Emerg Capital - Div 6	(30)
	Divisional Allocations	Minor Emergent Works	A0819	11/12 Councillor Emerg Capital - Div 06	(43)
	Divisional Allocations	Local Pathways	B0445	Dixon Rd Buderim - footpath	30
	Divisional Allocations	Local Pathways	B0445	Dixon Rd Buderim - footpath	43
	Divisional Allocations	Minor Emergent Works	A0819	10/11 Councillor Emerg Capital - Div 06	(1)

FINANCIAL REPORT APP A - DECEMBER 2011 FINANCIAL PERFORMANCE REPORT

Reference	PROGRAM	SUB-PROGRAM	JOB NUMBER	JOB NUMBER DESCRIPTION	Amount Dr/(Cr)
					\$'000
	Divisional Allocations	Local Parks	A0826	10/11 Local Parks Allocation - Div 06	1
	Divisional Allocations	Minor Emergent Works	A0724	11/12 Councillor Minor OP Works - Div 11	(30)
	Divisional Allocations	Local Parks	B0458	Lions Pk Noosa Heads-extra power points	30
	Divisional Allocations	Minor Emergent Works	A0817	11/12 Councillor Emerg Capital - Div 04	(8)
	Divisional Allocations	Local Parks	B0451	Double Bay Park Parrearra - seat	8
	Divisional Allocations	Minor Emergent Works	A0817	11/12 Councillor Emerg Capital - Div 04	(53)
	Parks & Gardens	Recreation Parks & Landscape Amenity	A6446	Pilot Station Pk Mooloolaba Landscape Design/Const	53
	Divisional Allocations	Minor Emergent Works	A0810	10/11 Councillor Emerg Capital - Div 10	(8)
	Divisional Allocations	Local Pathways	A9738	Memorial Drive Eumundi footpath	8
Sub-Total					0
Total Increase / Decrease to Capital Program for Period					0

Monthly Budget Amendments - Capital	
Month:	December 2011

Reference	PROGRAM	SUB-PROGRAM	JOB NUMBER	JOB NUMBER DESCRIPTION	Amount Dr/(Cr)
					\$'000
COUNCILLOR ALLOCATIONS (Budget under Sealed Road Network with Projects belonging in other Sub-Programs)					
	Divisional Allocations	Local Pathways	A0841	10/11 Local Pathway Network - Div 01	(5)
	Parks & Gardens	Cemeteries	B0474	Peacheater Cemetery - Memorials	5
	Divisional Allocations	Local Pathways	A0859	11/12 Local Pathway Network - Div 07	(5)
	Transportation	Public Transport Infrastructure	A9609	Deloraine Dr, Buderim-upgrade bus stop to DDA compliant	5
	Divisional Allocations	Minor Emergent Works	A0810	10/11 Councillor Emerg Capital - Div 10	(5)
	Divisional Allocations	Local Parks	B0476	Phillip St Kenilworth - table seat combo	5
	Divisional Allocations	Minor Emergent Works	A0812	10/11 Councillor Emerg Capital - Div 12	(4)
	Divisional Allocations	Local Parks	B0477	Maple St Apex Park - playground upgrade	4
	Divisional Allocations	Local Parks	A0867	11/12 Local Parks Allocation - Div 11	(5)
	Parks & Gardens	Recreation Parks & Landscape Amenity	A9370	Tewantin Area - park furniture	5
	Divisional Allocations	Minor Emergent Works	A0723	11/12 Councillor Minor OP Works - Div 10	(5)
	Divisional Allocations	Local Pathways	B0478	Panorama Dve Nambour - pathway	5
	Divisional Allocations	Minor Emergent Works	A0718	11/12 Councillor Minor OP Works - Div 5	(5)
	Divisional Allocations	Local Pathways	B0478	Panorama Dve Nambour - pathway	5
	Divisional Allocations	Local Parks	A8223	Jasper BentlyPK Netherthon St Nambour-new shelter	(26)
	Parks & Gardens	Recreation Parks & Landscape Amenity	A9807	Jasper Bently Park -path & WH&S landscape issue	26
	Divisional Allocations	Minor Emergent Works	A0709	10/11 Councillor Minor OP Works - Div 9	(4)
	Divisional Allocations	Local Parks	B0481	David Low Way Bli Bli-park SW side of bridge-concept design & construct	4
	Divisional Allocations	Minor Emergent Works	A0722	11/12 Councillor Minor OP Works - Div 9	(6)
	Divisional Allocations	Local Parks	B0481	David Low Way Bli Bli-park SW side of bridge-concept design & construct	6
	Divisional Allocations	Minor Emergent Works	A0806	10/11 Councillor Emerg Capital - Div 06	(1)
	Divisional Allocations	Local Parks	B0443	Eagle St Buderim - park bench	1
	Divisional Allocations	Minor Emergent Works	A0815	11/12 Councillor Emerg Capital - Div 2	(5)
	Divisional Allocations	Local Parks	A9930	Caloundra Cricket Club - upgrade toilets to water saving devices	5
	Divisional Allocations	Minor Emergent Works	A0716	11/12 Councillor Minor OP Works - Div 3	(1)
	Divisional Allocations	Local Pathways	A9912	Rosevale St Aroona - footpath	1
	Divisional Allocations	Minor Emergent Works	A0817	11/12 Councillor Emerg Capital - Div 4	(1)

FINANCIAL REPORT APP A - DECEMBER 2011 FINANCIAL PERFORMANCE REPORT

Reference	PROGRAM	SUB-PROGRAM	JOB NUMBER	JOB NUMBER DESCRIPTION	Amount Dr/(Cr)
					\$'000
	Divisional Allocations	Local Pathways	A9170	First Ave Mooloolaba footpath	1
	Divisional Allocations	Minor Emergent Works	A0820	11/12 Councillor Emerg Capital - Div 7	(14)
	Divisional Allocations	Local Pathways	A9160	Horseshoe Bend Buderim eastside footpath	14
	Divisional Allocations	Minor Emergent Works	A0720	11/12 Councillor Minor OP Works - Div 7	(35)
	Divisional Allocations	Local Parks	B0486	Diddillibah Rd Diddillibah-BBQ in park	35
	Divisional Allocations	Minor Emergent Works	A0722	11/12 Councillor Minor OP Works - Div 9	(33)
	Divisional Allocations	Local Parks	B0481	Divisional Allocations	33
	Divisional Allocations	Minor Emergent Works	A0796	11/12 Councillor Emerg Capital - Div 9	(3)
	Divisional Allocations	Local Parks	B0481	Divisional Allocations	3
	Divisional Allocations	Local Pathways	A0861	11/12 Local Pathway Network - Div 09	(27)
	Divisional Allocations	Local Parks	B0487	Coolum Tce Coolum Bch-carpark & pathways	27
	Divisional Allocations	Minor Emergent Works	A0796	11/12 Councillor Emerg Capital - Div 9	(10)
	Divisional Allocations	Local Parks	B0487	Coolum Tce Coolum Bch-carpark & pathways	10
	Divisional Allocations	Minor Emergent Works	A0815	11/12 Councillor Emerg Capital - Div 2	(50)
	Transportation	Carparks	A8900	Jellicoe St Golden Bch - Carpark	50
	Divisional Allocations	Minor Emergent Works	A0716	11/12 Councillor Minor OP Works - Div 3	(4)
	Divisional Allocations	Local Pathways	B0492	Cooroora St Caloundra - pathway	4
	Divisional Allocations	Minor Emergent Works	A0717	11/12 Councillor Minor OP Works - Div 4	(37)
	Divisional Allocations	Local Parks	B0493	Alexandra Pde - landscape median	37
	Divisional Allocations	Minor Emergent Works	A0717	11/12 Councillor Minor OP Works - Div 4	(13)
	Divisional Allocations	Local Pathways	A0856	11/12 Local Pathway Network - Div 04	(13)
	Divisional Allocations	Minor Emergent Works	A0817	11/12 Councillor Emerg Capital - Div 4	(4)
	Divisional Allocations	Local Parks	B0494	Urunga Pde Mooloolaba - beach shower	13
	Divisional Allocations	Local Parks	B0494	Urunga Pde Mooloolaba - beach shower	13
	Divisional Allocations	Local Parks	B0494	Urunga Pde Mooloolaba - beach shower	4
	Divisional Allocations	Minor Emergent Works	A9908	Barts St-survey,design,construct carpark	(20)
	Divisional Allocations	Local Parks	B0495	Raintree Park - access & bollards	20
	Divisional Allocations	Minor Emergent Works	A0725	11/12 Councillor Minor OP Works - Div 12	(12)
	Divisional Allocations	Local Parks	B0499	Apex Park Cooroy - upgrade playground	12
	Divisional Allocations	Minor Emergent Works	A0725	11/12 Councillor Minor OP Works - Div 12	(12)
	Divisional Allocations	Local Parks	B0500	Cooroy Library Cooroy - landscape bank	12
	Divisional Allocations	Minor Emergent Works	A0812	10/11 Councillor Emerg Capital - Div 12	(10)
	Divisional Allocations	Local Parks	B0501	RSL Park Tewantin - park upgrade	10
Sub-Total					0
Total Increase / Decrease to Capital Program for Period					0