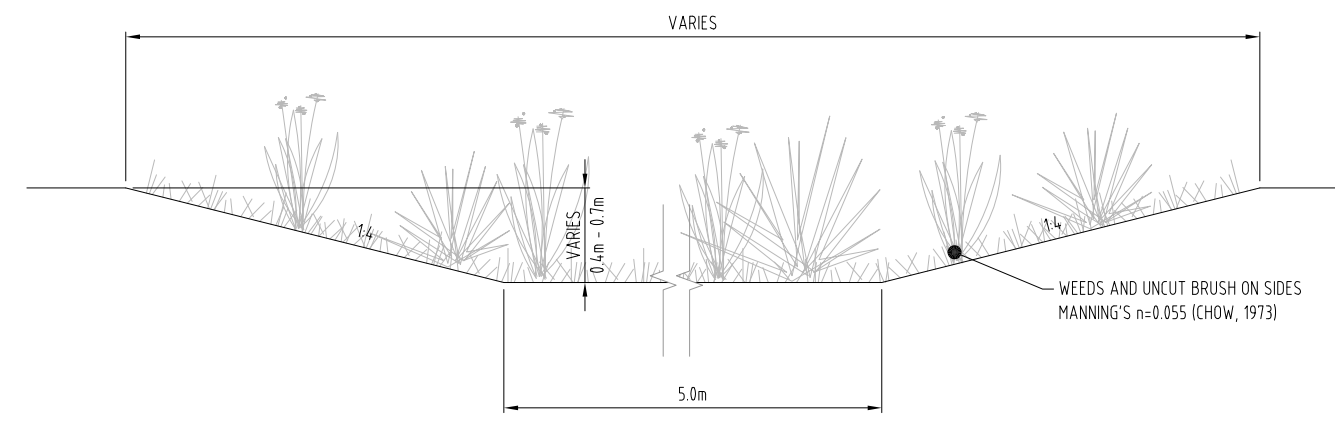
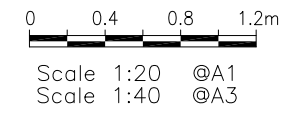


NOTE:
 FILLER MEDIA PARTICLE SIZE - 0.28mm
 SATURATED HYDRAULIC CONDUCTIVITY - 100mm/hr

GRASS AND SOME WEEDS
 MANNING'S n=0.033 (CHOW, 1973)

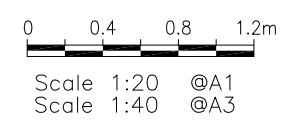
* FOR DEPTH REFER TO LONGITUDINAL SECTIONS

TYPICAL SECTION OF BIORETENTION SWALE



WEEDS AND UNCUT BRUSH ON SIDES
 MANNING'S n=0.055 (CHOW, 1973)

TYPICAL SECTION OF VEGETATED SWALE IN FOREST PARK WEST



A1	F				
	E				
	D				
	C				
	B				
A					
Rv.	DATE	REVISIONS	REC.	APPR.	

REFERENCE :
 SIPPY DOWNS TOWN CENTRE
 TRUNK DRAINAGE FINAL REPORT
 APRIL 2008
 BLIGH TANNER PTY LTD

INTEGRATED WATER MANAGEMENT
 Nambour Office,
 Cnr Bury and Currie St's Nambour,
 Locked Bag 72, Sunshine Coast Mall Centre, QLD 4560
 OFFICE: TELEPHONE: e-mail : hydrology@sunshinecoast.qld.gov.au
 Nambour (07) 5475 8501

Sunshine Coast
 Regional Council

SIPPY DOWNS TOWN CENTRE
 INTEGRATED WATER MANAGEMENT PLAN
FOREST PARK AND BIORETENTION SWALE
 INDICATIVE SECTIONS

Project Number
9366
 Drawing Sheet No.
SK06 Rv.0