

Sustainability in focus

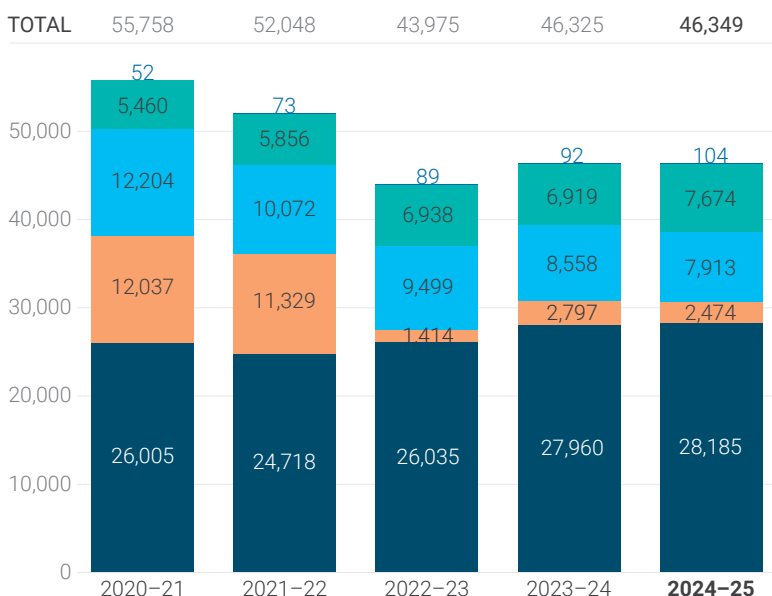
Transitioning to a zero-net emissions organisation by 2041 is a Transformational Action of Council's Environment and Liveability Strategy and a key action of a climate ready Council.

In 2022 Council adopted the Organisational Zero-net Emissions Plan. This Plan provides a roadmap on how we are to meet our target to be a Zero-net Emissions organisation by 2041.

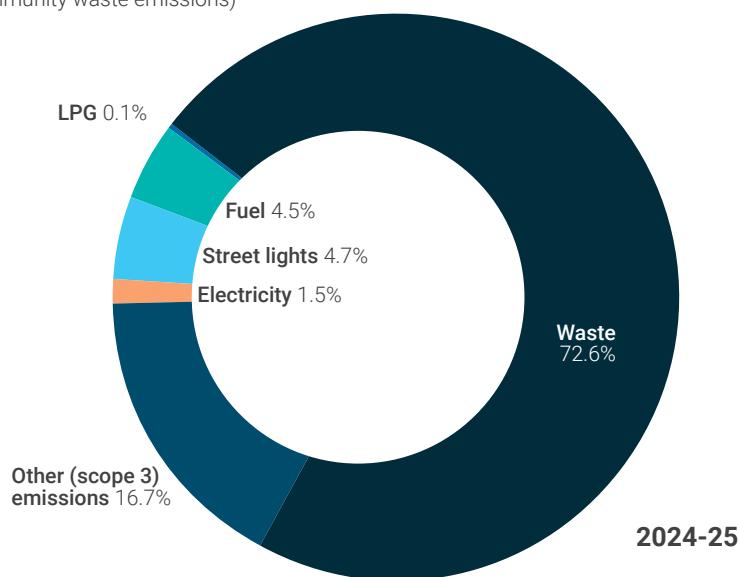
Each year Council reports against a number of sustainability metrics. It provides a comprehensive view of any trends, changes and/or challenges we are facing on our journey to achieving sustainability objectives.

The data on these pages is a snapshot of our 2024–25 performance. Waste, fuel and electricity emissions have been calculated using an updated methodology and applied to all previous results.

Council emissions in tCO₂-e (excluding Council and community waste emissions)



Council emissions as a % of the total emissions footprint (including Council and community waste emissions)



Waste (including Council and community waste)	122,861 tCO ₂ -e from waste in landfills	72.6%
Other (scope 3) emissions	28,185 tCO ₂ -e including goods and services produced by a third party	16.7%
Electricity from our large and small sites[€]	2,474 tCO ₂ -e	1.5%
Street lights	7,913 tCO ₂ -e from our street lights	4.7%
Fuel	7,674 tCO ₂ -e from our fleet vehicles and bulk diesel supply	4.5%
Liquid petroleum gas (LPG)	104 tCO ₂ -e that is used at Council's sites	0.1%

[€] Streetlight consumption has been accounted for separate from 'electricity' as it is a significant proportion of the Electricity emissions.

Electricity



24,100 MWh consumed

Annual change  **6.21%** decrease

Renewables



16,251 kW solar installed

Annual change  **2.3%** increase

Water



683,772 kL used

Annual change  **11.49%** decrease

Transport



470 fleet vehicles

Annual change  **8.56%** decrease

24 Low carbon vehicles  **20%** increase

Fuel



2,279,687 litres used

Annual change  **10.61%** increase

Greenhouse gas emissions



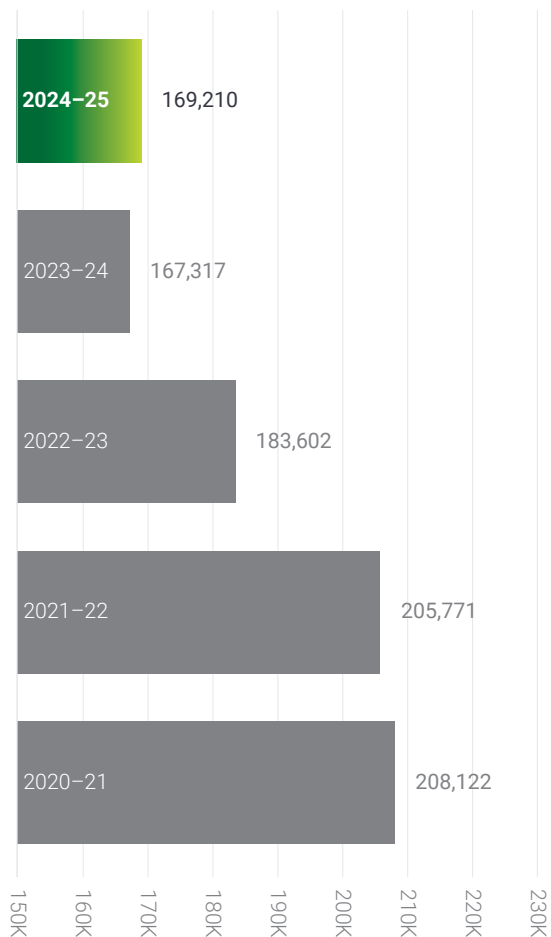
169,210 tCO₂-e

Council target: *Zero-net emissions by 2041*

Total emissions  **1.1%** increase

0.44 tCO₂-e per resident  **0.01** tCO₂-e decrease

Greenhouse gas emissions (tCO₂-e) by fiscal year



More information on our sustainability performance is available on [Sunshine Coast Council's website](#).