

8.8 APRIL 2022 FINANCIAL PERFORMANCE REPORT

File No:	Council Meetings
Author:	Coordinator Financial Services Business Performance Group
Attachments:	Att 1 - April 2022 Financial Performance Report Att 2 - 2021/22 Capital Grant Funded Project Report April 2022 Att 3 - Presentation (<i>Additional Information</i>)

PURPOSE

To meet Council's legislative obligations, a monthly report is to be presented to Council on its financial performance and investments.

EXECUTIVE SUMMARY

This monthly financial performance report provides Council with a summary of performance against budget as at 30 April 2022 in terms of the operating result and delivery of the capital program.

Operating Performance

Table 1: Operating Budget as at 30 April 2022

	Original Budget \$000	Current Budget \$000
Total Operating Revenue	498,433	500,456
Total Operating Expenses	479,602	490,383
Operating Result	18,832	10,073

Details of the monthly financial report are contained in Attachment 1.

OFFICER RECOMMENDATION

That Council receive and note the report titled "April 2022 Financial Performance Report".

FINANCE AND RESOURCING

This report sets out the details of Council's financial performance and investments for the month ending 30 April 2022 and meets Council's legislative reporting requirements.

CORPORATE PLAN

Corporate Plan Goal:	<i>Our outstanding organisation</i>
Outcome:	We serve our community by providing this great service
Operational Activity:	S28 - Financial and procurement services – financial and procurement management and governance, ensuring effective business management and legislative compliance, coordination and development of Council's budget process, administration of financial systems, sundry debtors, accounts payable, financial and asset accounting, treasury, procurement, contract and supply functions.

CONSULTATION

Portfolio Councillor Consultation

Consultation has been undertaken with the Portfolio Councillor, E Hungerford.

Internal Consultation

This report has been written in conjunction with advice from:

- Group Executive Business Performance
- Chief Financial Officer

External Consultation

No external consultation is required for this report.

Community Engagement

No community engagement is required for this report.

Legal

This report ensures that Council complies with its legislative obligations with respect to financial reporting in accordance with Section 204 of the *Local Government Regulation 2012*.

Investment of funds is in accordance with the provisions of the *Statutory Bodies Financial Arrangements Act 1982* and the associated Regulations and the *Local Government Act 2009*.

Policy

Sunshine Coast Council's 2021/22 Investment Policy and
Sunshine Coast Council's 2021/22 Debt Policy.

Risk

Failure to achieve the budgeted operating result will negatively impact Council's capacity to complete its capital expenditure program.

Previous Council Resolution

Ordinary Meeting 24 February 2022 (OM22/12)

That Council:

- (a) *receive and note the report titled "**Budget Review 2 2021/22**"*
- (b) *adopt Appendix A as tabled, pursuant to sections 169 and 170 of the Local Government Regulation 2012, Council's amended budget for 2021/22 financial year incorporating:*
 - (i) *the statement of income and expenditure*
 - (ii) *the statement of financial position*
 - (iii) *the statements of changes in equity*
 - (iv) *the statement of cash flow*
 - (v) *the relevant measures of financial sustainability*
 - (vi) *the long term financial forecast*
- (c) *note the following documentation applies as adopted 24 June 2021*

- (i) *the Debt Policy*
 - (ii) *the Revenue Policy*
 - (iii) *the total value of the change, expressed as a percentage, in the rates and utility charges levied for the financial year compared with the rates and utility charges levied in the previous budget*
 - (iv) *the Revenue Statement and*
 - (v) *the rates and charges to be levied for the 2021/22 financial year and other matters as adopted 24 June 2021 and*
- (d) *endorse the Minor Capital Works Program (Appendix B).*

Ordinary Meeting 16 September 2021 (OM21/87)

That Council:

- (a) *receive and note the report titled “**Budget Review 1 2021/22**”*
- (b) *adopt Appendix A as tabled, pursuant to sections 169 and 170 of the Local Government Regulation 2012, Council’s amended budget for 2021/22 financial year incorporating:*
 - (i) *the statement of income and expenditure*
 - (ii) *the statement of financial position*
 - (iii) *the statements of changes in equity*
 - (iv) *the statement of cash flow*
 - (v) *the relevant measures of financial sustainability*
 - (vi) *the long term financial forecast*
 - (vii) *the Debt Policy*
- (c) *note the following documentation applies as adopted 24 June 2021*
 - (i) *the Revenue Policy*
 - (ii) *the total value of the change, expressed as a percentage, in the rates and utility charges levied for the financial year compared with the rates and utility charges levied in the previous budget*
 - (iii) *the Revenue Statement and*
 - (iv) *the rates and charges to be levied for the 2021/22 financial year and other matters as adopted 24 June 2021 and*
- (d) *endorse the Minor Capital Works Program (Appendix B).*

Special Meeting Budget 24 June 2021 (SM21/3)

That Council adopt Appendix A as tabled, pursuant to sections 169 and 170 of the Local Government Regulation 2012, Council’s budget for 2021/22 financial year incorporating:

- i. the statement of income and expenditure*
- ii. the statement of financial position*
- iii. the statements of changes in equity*
- iv. the statement of cash flow*
- v. the relevant measures of financial sustainability*
- vi. the long term financial forecast*
- vii. the Debt Policy (adopted by Council resolution on 27 May 2021)*

- viii. *the Revenue Policy (adopted by Council resolution on 27 May 2021)*
- ix. *the total value of the change, expressed as a percentage, in the rates and utility charges levied for the financial year compared with the rates and utility charges levied in the previous budget*
- x. *the Revenue Statement*
- xi. *Council's 2021/22 Capital Works Program, endorse the indicative four-year program for the period 2023 to 2026, and note the five-year program for the period 2027 to 2031*
- xii. *the rates and charges to be levied for the 2021/22 financial year and other matters as detailed below in clauses 3 to 12*
- xiii. *endorse the 2021/22 Minor Capital Works Program*
- xiv. *establish a \$5 million internally restricted Disaster Rehabilitation Reserve.*

Related Documentation

2021/22 Adopted Budget

Critical Dates

There are no critical dates for this report.

Implementation

There are no implementation details to include in this report.

2021|22
BUDGET
Creating a safer, secure future

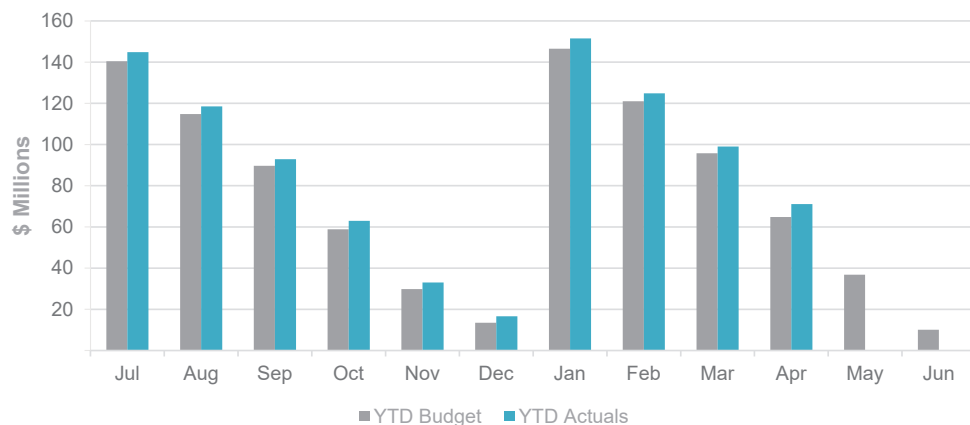
Financial Performance Report

April 2022



Statement of Income and Expenses

2021/22 Operating Result



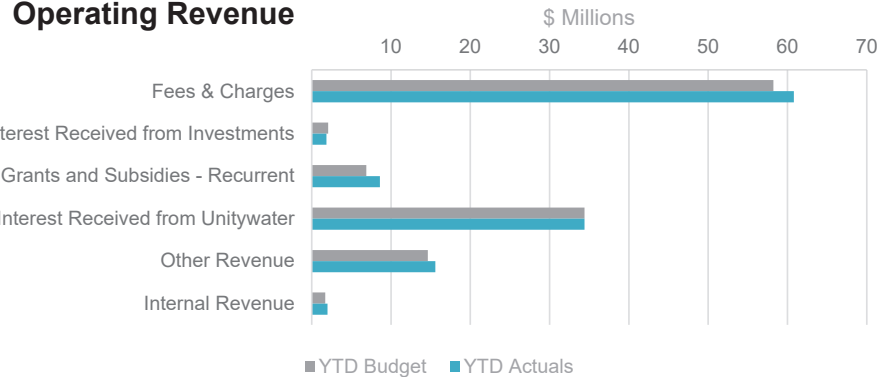
- Council has a positive operating result of \$71 million, which is \$4.3 million above the current budget as at 30 April 2022.



Statement of Income & Expenses							
	Annual		YTD				Annual
	Original Budget \$000	Current Budget \$000	Current Budget \$000	Actuals \$000	Variance \$000	Variance %	Forecast Budget \$000
Operating Revenue							
Net Rates and Utility Charges	343,342	344,142	343,249	343,077	(172)	(0.1%)	344,142
Fees and Charges	65,577	67,530	58,225	60,804	2,580	4.4%	67,530
Interest Received from Investments	2,550	2,550	2,075	1,866	(209)	(10.1%)	2,550
Operating Grants and Subsidies	15,218	15,563	6,880	8,603	1,723	25.0%	15,563
Operating Contributions	302	316	295	295	(0)	(0.2%)	316
Unitywater Participation	49,838	49,838	34,404	34,404	0	0.0%	49,838
Other Revenue	19,853	18,388	14,641	15,598	957	6.5%	18,388
Internal Sales/Recoveries	1,749	2,127	1,714	1,995	282	16.4%	2,127
Total Operating Revenue	498,429	500,454	461,482	466,642	5,160	1.1%	500,454
Operating Expenses							
Employee Costs	156,262	157,761	128,149	127,508	(641)	(0.5%)	157,761
Materials and Services	187,704	192,033	149,536	149,018	(518)	(0.3%)	192,033
Finance Costs	12,244	13,121	11,043	11,079	36	0.3%	13,121
Company Contributions	3,615	3,615	3,615	3,615	(0)	(0.0%)	3,615
Depreciation Expense	95,097	95,097	79,247	79,247	(0)	(0.0%)	95,097
Other Expenses	21,884	24,607	18,927	19,330	403	2.1%	24,607
Recurrent Capital Expenses	3,444	4,139	4,139	5,734	1,595	38.5%	4,139
Total Operating Expenses	480,250	490,372	394,657	395,531	874	0.2%	490,372
Operating Result	18,179	10,082	66,825	71,111	4,286	6.4%	10,082
Capital Revenue							
Capital Grants and Subsidies	19,368	26,534	14,342	14,342	0	0.0%	26,534
Capital Contributions - Cash	28,631	29,589	25,776	25,776	0	0.0%	29,589
Capital Contributions - Fixed Assets	55,000	55,000	176	176	(0)	(0.0%)	55,000
Total Capital Revenue	102,999	111,123	40,293	40,293	(0)	(0.0%)	111,123
Non-recurrent Expenses							
Profit/Loss on disposal, revaluation & impairment	7,048	-	-	2,292	2,292	-	-
Movements in landfill and quarry provisions	4,964	5,583	4,653	4,653	-	-	5,583
Assets Transferred to Third Parties	-	-	-	13	13	-	-
Total Non-recurrent Expenses	12,012	5,583	4,653	6,958	2,306	49.6%	5,583
Net Result	109,166	115,621	102,466	104,446	1,980	1.9%	115,621

Operating Result – April 2022

Operating Revenue



Operating Summary

	Annual		YTD			
	Original Budget \$000s	Current Budget \$000s	Current Budget \$000s	Actuals \$000s	Variance \$000s	Variance %
Operating Revenue	498,429	500,454	461,482	466,642	5,160	1.1%
Operating Expenses	476,806	486,233	390,518	389,798	(720)	(0.2%)
Recurrent Capital Expenses	3,444	4,139	4,139	5,734	1,595	38.5%
Operating Result	18,179	10,082	66,825	71,111	4,286	6.4%
Capital Revenue	102,999	111,123	40,293	40,293	(0)	(0.0%)
Non-recurrent Expenses	12,012	5,583	4,653	6,958	2,306	49.6%
Net Result	109,166	115,621	102,466	104,446	1,980	1.9%

Substantial Revenue Variance for the Period Ending 30 April 2022

	Annual		YTD				Annual
	Original Budget \$000	Current Budget \$000	Current Budget \$000	Actuals \$000	Variance \$000	Variance %	Forecast Budget \$000
Operating Revenue							
Fees and Charges	65,577	67,530	58,225	60,804	2,580	4.4%	67,530
Operating Grants and Subsidies	15,218	15,563	6,880	8,603	1,723	25.0%	15,563

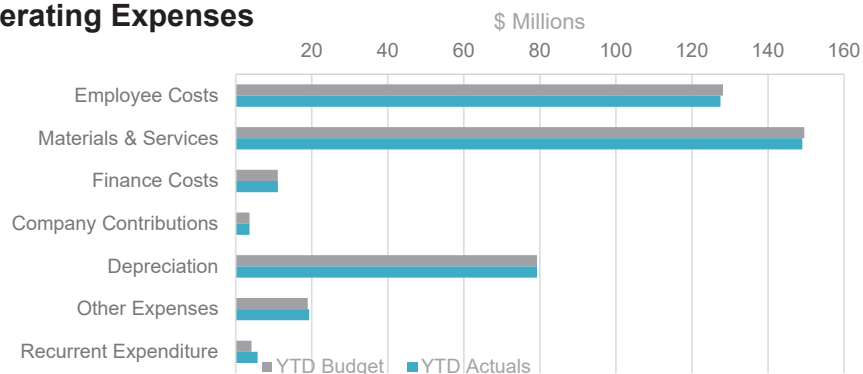
As at 30 April 2022, \$466.6 million operating revenue had been achieved which is \$5.16 million more than current budget.

Significant revenue variances:

- **Fees and Charges** – Holiday park fees are \$1.2 million ahead of the expected year to date budget.
- **Operating Grants** – In addition to the \$1 million already received Council has received a further \$300,000 advance payment from Queensland Reconstruction Authority during April due to the heavy rainfall and flooding earlier in the year.

Operating Result – April 2022 (continued)

Operating Expenses



Operating Summary

	Annual		YTD			
	Original Budget \$000s	Current Budget \$000s	Current Budget \$000s	Actuals \$000s	Variance \$000s	Variance %
Operating Revenue	498,429	500,454	461,482	466,642	5,160	1.1%
Operating Expenses	476,806	486,233	390,518	389,798	(720)	(0.2%)
Recurrent Capital Expenses	3,444	4,139	4,139	5,734	1,595	38.5%
Operating Result	18,179	10,082	66,825	71,111	4,286	6.4%
Capital Revenue	102,999	111,123	40,293	40,293	(0)	(0.0%)
Non-recurrent Expenses	12,012	5,583	4,653	6,958	2,306	49.6%
Net Result	109,166	115,621	102,466	104,446	1,980	1.9%

Substantial Expenditure Variance for the Period Ending 30 April 2022

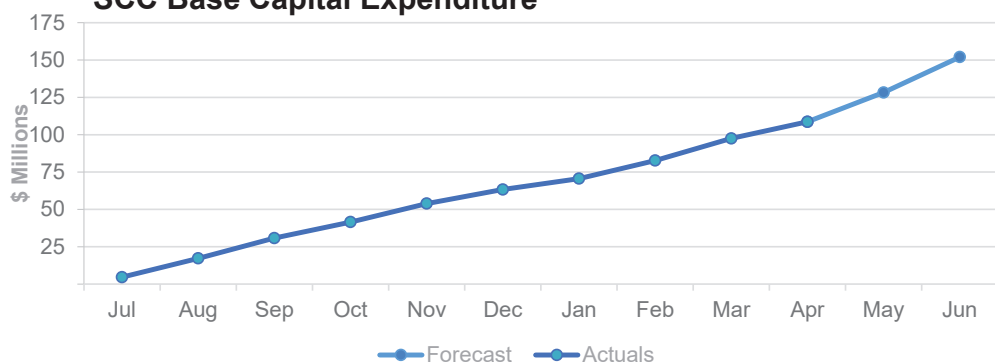
	Annual		YTD				Annual
	Original Budget \$000	Current Budget \$000	Current Budget \$000	Actuals \$000	Variance \$000	Variance %	Forecast Budget \$000
Operating Expenses							
Employee Costs	156,262	157,761	128,149	127,508	(641)	(0.5%)	157,761
Other Expenses	21,884	24,607	18,927	19,330	403	2.1%	24,607
Recurrent Capital Expenses	3,444	4,139	4,139	5,734	1,595	38.5%	4,139

As at 30 April 2022, \$395.5 million in operating expenses of the \$394.7 million budget had been expended resulting in a variance of \$874,000

- Employee expenses are below budget for the end of April
- Council's operational expenditure remains within 1% of the budget year to date

Capital Expenditure - April 2022

SCC Base Capital Expenditure

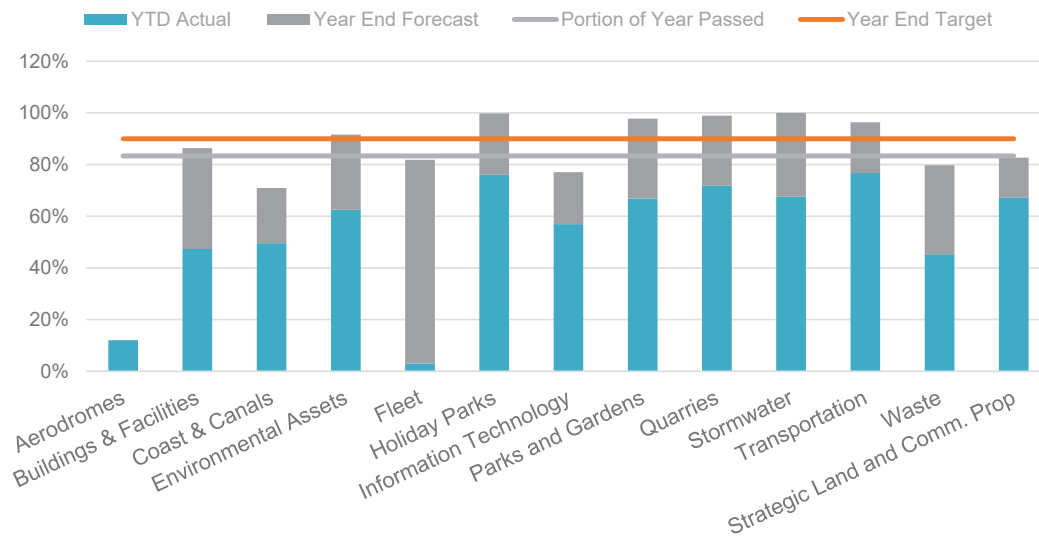


- As at 30 April 2022, \$188 million (64.7%) of Council's \$290.6 million Capital Works Program was financially expended.
- The Core Capital Program has progressed 64.8% of budget, an actual spend of \$108.7 million.
- Corporate Major Projects progressed 73.7%

Capital Expenditure	Annual		YTD		Year End	
	Original Budget \$000s	Current Budget \$000s	Actuals \$000s	% of FY Budget Spent	Forecast Year End Actual	Forecast Year End Variance to Budget
Core Capital Works Program						
Aerodromes	200	225	27	12.0%	27	(198)
Buildings and Facilities	12,663	10,411	4,925	47.3%	8,992	(1,419)
Coast and Canals	3,125	3,111	1,542	49.6%	2,206	(905)
Environmental Assets	1,800	1,747	1,093	62.5%	1,601	(146)
Minor Works	4,455	3,884	2,135	55.0%	3,176	(709)
Fleet	3,250	3,279	99	3.0%	2,684	(595)
Holiday Parks	2,540	1,894	1,440	76.0%	1,890	(4)
Information Technology	6,620	8,664	4,935	57.0%	6,675	(1,989)
Parks and Gardens	17,737	15,867	10,603	66.8%	15,513	(353)
Quarries	635	657	472	71.9%	650	(7)
Stormwater	8,201	7,240	4,891	67.6%	7,238	(2)
Transportation	86,848	83,830	64,301	76.7%	80,789	(3,040)
Waste	40,641	26,951	12,199	45.3%	21,496	(5,455)
Total SCC Core Capital Program	188,714	167,759	108,661	64.8%	152,938	(14,821)
Corporate Major Projects	60,425	62,801	46,265	73.7%	55,538	(7,263)
Strategic Land and Commercial Properties	19,383	47,134	31,657	67.2%	38,977	(8,157)
Maroochydore City Centre	553	1,470	682	46.4%	643	(827)
Sunshine Coast Airport Runway	-	11,460	908	7.9%	5,331	(6,130)
Total Other Capital Program	80,361	122,865	79,513	64.7%	100,489	(22,376)
TOTAL	269,075	290,624	188,174	64.7%	253,427	(37,197)

Capital Expenditure - April 2022 (continued)

SCC Core % YTD spent compared to profiled budget by Program



Buildings and Facilities

- Detailed design is progressing for of a new library and community centre at Sippy Downs as well as the upgrade of the Kawana Waters regional aquatic centre.

Fleet

- Delays are being experienced in the procurement of heavy plant equipment, however \$1.5 million of orders have been placed.

Holiday Parks

- Council has entered into a \$1.4 million contract for the replacement of amenities at the Coolum Beach and Mudjimba holiday park.

Stormwater

- Council's \$1.5 million stormwater pipe relining program has progressed 93% complete

Transportation

- Council's \$22.9 million road resurfacing and rehabilitation program has progressed 85% for April with a total expenditure of \$19.4 million.
- Council's \$2.18 million bus stop program has progressed 73% for April with a total expenditure of \$1.6 million.
- Construction continues for Council's major transport corridor upgrade at Brisbane Road Mooloolaba, while community consultation is underway for the Caloundra Transport Corridor Upgrade

Waste

- Council has entered into \$20 million contract in October for the design and construction of a new material resource facility at the Nambour resource recovery centre.

Cash Flows and Balance Sheet

Cash Balance



Net Cash



Cash and Balance Sheet - March 2022

	Original Budget \$000s
CASH FLOWS	
Opening Cash	186,095
Net Cash Inflow/(Outflows) from:	
Operating Activities	66,159
Investing Activities	126,453
Financing Activities	(187,393)
Net Increase/(decrease) in Cash Held	5,219
Cash at year end	191,314
BALANCE SHEET	
Current Assets	246,160
Non Current Assets	6,290,967
Total Assets	6,537,127
Current Liabilities	120,894
Non Current Liabilities	537,476
Total Liabilities	658,370
Net Community Assets/Total Community Equity	5,878,757

- Council's cash at 30 April 2022 is \$232 million
- Council's debt at 30 April 2022 is \$643 million

Debt

Sunshine Coast Council's debt program is governed by the 2021/22 Debt Policy, which was adopted with the Original Budget adoption on 24 June 2021 and revised at the 16 September 2021 Ordinary Meeting.

New borrowings are undertaken in accordance with the Queensland Treasury Corporation Guidelines, the Statutory Bodies Financial Arrangements Act 1982 and Section 192 of the Local Government Regulation 2012.

Table 1 includes Sunshine Coast Council's budgeted debt balance for 2021/22 following Budget Review 1 adoption in September 2021.

Council's proposed borrowings for 2021/22 are \$96.5 million which consists of -

- Waste Management \$37.8 million
- Holiday Parks \$600,000
- Maroochydore Multideck \$13 million
- Sunshine Coast City Hall \$45 million

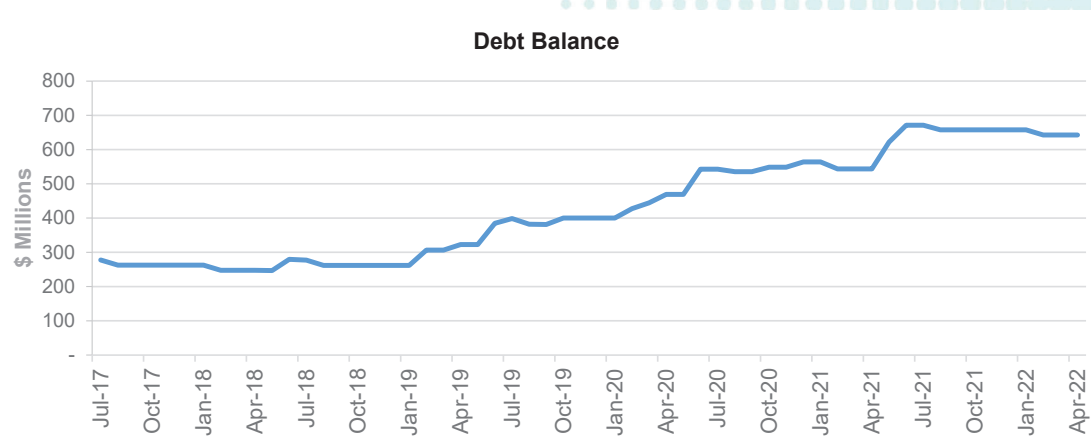
The Palisade Investment Group payment of \$305 million, due on 30 June 2022, will reduce Council's debt associated with the airport expansion project to nil.

Council's forecast debt as at 30 June 2022 is \$488 million



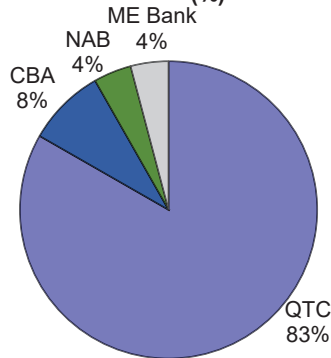
Debt - 2021/22				
	Opening Balance	Debt Redemptions	New Borrowings	Closing Balance
	\$000	\$000	\$000	\$000
Sunshine Coast Council Core	257,375	11,672	96,461	342,164
Sunshine Coast Airport Expansion Project	265,004	265,004	-	-
Maroochydore City Centre	144,034	6,701	-	137,333
Sunshine Coast International Broadband Network	10,328	922	-	9,406
Total	676,741	284,299	96,461	488,903

Table 1: 2021/22 Adopted Debt Balance

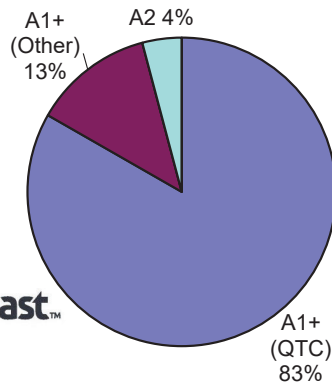


Investment Performance

Investment per financial institution (%)



Investment by Standard & Poor's (Short Term Credit Rating)



Investment Performance - April 2022

Liquidity as at:		30/04/2022		Term deposits maturing:		
		\$'000's				Count
At-call accounts						
QTC + CBA (excl. trust)		212,414	87.49%	within 30 days	-	-
				30-59 days	-	-
				60-89 days	-	-
Maturities within 7 days		-	0.00%	90-179 days	20,000	2
Total at-call		212,414	87.49%	180-364 days	-	-
Investment Policy Target			10.00%	1 year - 3 years	-	-
				Total	20,000	2

INVESTMENT SUMMARY (including Trust) as at:				Investment Policy				
	30/04/2022	30/01/2022	30/04/2021	Individual Limit	Group Limits			
A1+ (QTC)	202,185	83%	173,111	86.3%	203,337	91.9%	100%	100%
A1+ (Other)	30,601	13%	27,451	13.7%	17,903	8.1%	40%	100%
A1	-	0%	-	0.0%	-	0.0%	30%	50%
A2	10,000	4%	-	0.0%	-	0.0%	30%	45%
A3	-	0%	-	0.0%	-	0.0%	5%	10%
Total Funds	242,786		200,562		221,240			
FUND SUMMARY								
General Funds	232,414		190,215		209,337			
Trust Funds	10,371		10,347		11,903			
Total Funds	242,786		200,562		221,240			

- All investment parameters remain within the guidelines established by the Investment Policy.
- For the month ending 30 April 2022 Council had \$232 million cash (excluding Trust Fund) with an average interest rate of 0.49%, being 0.61% above benchmark. This is compared to the same period last year with \$221 million cash (excluding Trust Fund) with an average interest rate of 0.55%, being 0.51% above benchmark.
- The benchmark used to measure performance of cash funds is Bloomberg AusBond Bank Bill index (BAUBIL).



2021/22 Financial Year Grant Funding

	Description	Division	Suburb	Estimated Construction Start Month	Construction Completed Month	TOTAL Grant Revenue \$'000	Project Expenditure to date \$'000
Federal Government						(\$21,590)	\$16,454
1	<i>Roads to Recovery Program</i>					(\$4,800)	
<i>Blackspot Funding</i>						(\$1,009)	\$18
2	K2081 - BlackSpot Blackall Range Road West Woombye	Division 05	West Woombye	April 2022	June 2022	(\$157)	\$5
3	K2083 - BlackSpot Wust Road DOONAN - East of Regency Road - Stage 1	Division 09	Doonan	Cancelled	Cancelled	(\$60)	\$1
4	K2085 - BlackSpot Edmund St and William St Intersection Shelly Beach	Division 02	Shelly Beach	On Hold	On Hold	(\$792)	\$12
<i>Local Road and Community Infrastructure Grant Funding - Round 2 - Agreement end date 30 June 2022</i>						(\$7,781)	\$6,847
5	H3790 - LRCIP2 - Citrus Road Gravel Road Upgrade	Division 05	Palmwoods	August 2021	February 2022	(\$2,100)	\$2,127
6	H3799 - LRCIP2 - Zgrajewski Road Gravel Road Upgrade	Division 09	Yandina Creek	January 2022	May 2022	(\$2,200)	\$908
7	H3800 - LRCIP2 - Cupania Street East Stage 2 Kerb and Channel	Division 08	Mudjimba	May 2021	November 2021	(\$475)	\$789
8	H3941 - LRCIP2 - Crosby Hill Road Pathway	Division 07	Buderim	July 2021	January 2022	(\$709)	\$707
9	H4223 - LRCIP2 - Scholars Drive to Columbia Street - Road Link	Division 06	Sippy Downs	May 2022	June 2022	(\$450)	\$108
10	H4592 - LRCIP2 - Lees Road Western Section Gravel Road Upgrade	Division 10	Bridges	August 2021	December 2021	(\$650)	\$967
11	H9360 - LRCIP2 - Railway Street Service Road	Division 01	Landsborough	July 2021	August 2021	(\$130)	\$152
12	K1484 - LRCIP2 - Meridan Way Lighting	Division 03	Meridan Plains	September 2021	November 2021	(\$250)	\$242
13	K1492 - LRCIP2 Spray Seal - Old Gympie Road Resurfacing	Division 01	Glass House Mountains	October 2021	October 2021	(\$168)	\$168
14	K1493 - LRCIP2 Spray Seal - Bald Knob Road	Division 05	Peachester	October 2021	October 2021	(\$186)	\$90
15	K1495 - LRCIP2 Asphalt - Mountain View Road	Division 05	Maleny	October 2021	October 2021	(\$462)	\$589
<i>Urban Congestion Fund</i>						(\$8,000)	\$9,589
16	H3747 - Mooloolaba Transport Corridor - D and C	Division 04	Mooloolaba		November 2023	(\$8,000)	\$9,589
State Government						(\$4,397)	\$9,024
<i>Unite and Recover Stimulus Package - Agreement end date 30 June 2021</i>						(\$1,575)	\$8,134
17	B4741 - Place Making Mooloolaba Master Plan	Division 04	Mooloolaba	February 2021	May 2022	(\$1,500)	\$8,106
18	H9821 - Albany Lakes Park Sippy Downs Play Space Precinct Upgrade	Division 06	Sippy Downs	May 2021	August 2021	(\$75)	\$28
<i>19 Bus Stop Shelter Program</i>						(\$247)	
<i>20 Passenger Transport Accessible Infrastructure Program</i>						(\$679)	
<i>21 Passenger Transport Infrastructure Investment Program</i>						(\$145)	
<i>Transport Infrastructure Development Scheme</i>						(\$206)	\$414
22	K1314 - Bli Bli State School Precinct Active TIIP	Division 09	Bli Bli	April 2022	May 2022	(\$200)	\$414
23	K2436 - TIDS Talara School Precinct - Active TIIP	Division 03	Currimundi	July 2021	July 2021	(\$6)	\$0
<i>South East Queensland Community Stimulus Program - Agreement end date 30 June 2024</i>						(\$1,545)	\$476
24	H1670 - SEQCSP First Avenue Streetscape	Division 04	Maroochydore		November 2023	(\$100)	\$32
25	H0956 - SEQCSP Mooloolaba to Alex Bluff Recreation	Division 04	Alexandra Headland			(\$100)	\$0
26	H9957 - SEQCSP Buderim Village Park Buderim Stage 9	Division 07	Buderim			(\$150)	\$41
27	K1618 - SEQCSP Caloundra Indoor Sports Stadium - Roof Replacement	Division 02	Caloundra	January 2022	June 2022	(\$350)	\$49
28	K1898 - SEQCSP Parkyn Parade Pedestrian Facilities	Division 04	Mooloolaba	March 2022	March 2022	(\$145)	\$74
29	K2259 - SEQCSP Albany Lakes Park Play Upgrade Stage 2	Division 06	Sippy Downs	April 2022	September 2022	(\$250)	\$157
30	K2406 - SEQCSP Turner Park Beerwah Activation Stage 2	Division 01	Beerwah	May 2022	June 2022	(\$100)	\$9
31	K2449 - SEQCSP North Shore Multi-Sports Complex	Division 08	Mudjimba			(\$50)	\$8
32	K2478 - SEQCSP Palmwoods Warriors Football Club	Division 05	Palmwoods			(\$50)	\$22
33	K2843 - SEQCSP Landsborough Streetscape - Stage 2	Division 01	Landsborough	April 2022	February 2023	(\$250)	\$84

Project Complete